







	A	B	C
1	SCCA ENTERPRISES		
2	FORMULA/SPORTS RACER PARTS LIST		
3			
4			
5			***PRICES ARE SUBJECT TO CHANGE***
6			***ENTERPRISES HAS A NO RETURN POLICY***
7			
8			
9	PART	DESCRIPTION	DESCRIPTION #2
10	NUMBER		
11			
12	WM1180001E	FORMULA CAR ASSY.	
13	WM1180002E	SPORTS RACER ASSY.	INQUIRE
14			
15		FRAME & BODY	
16	WM1110001	FRONT WING ASSY-TO NOSE	
17	WM1120001	SPORTS RACER TO FORMULA KIT	
18	WM1120002	FORMULA TO SPORTS RACER KIT	
19	WM1120003SR	BOLT KIT FORMULA TO S/R	
20	WM1121006	REAR WING ASSY-TO GBOX	
21	WM1121006A	REAR WING ASSY-TO GBOX SADEV	
22	WM1121012SR	68" ESR REAR WING ASSY TO GBOX	68" P2 ESR REAR WING
23	WM132001	FRONT WING	
24	WM132002	RH FRONT WING SUPPORT	
25	WM132003	LH FRONT WING SUPPORT	
26	WM132004	FRT WING END PLATE	
27	WM132005	SUPP.BKT.FRT.WING FLAP LH	
28	WM132006	SUPP.BKT.FRT.WING FLAP RH	
29	WM132007	FLAP-FRONT WING	
30	WM132008B	FRONT FLAP ADJ PLATE LH	
31	WM132008C	FRONT FLAP ADJ PLATE RH	
32	WM132009	END PLATE INNER - FRONT WING	FLAP
33	WM132010SR	NOSE TO SPLITTER MOUNT	SPORTS RACER
34	WM132011SR	F FENDER MOUNT LEADING EDGE	SPORT SRACER
35	WM132012SR	F FENDER CORNER MOUNT	SPORTS RACER
36	WM132013SR	F FENDER MOUNT TO FRAME	SPORT SRACER
37	WM132014SR	F FENDER MOUNT CENTER EDGE	LEFT SPORTS RACER
38	WM132015SR	F FENDER MOUNT CENTER EDGE	RIGHT SPORTS RACER
39	WM133001	UNDERTRAY-ENG.MTG.	ALUMINIUM
40	WM133002	FRONT FLOOR EXTENSION	ALUMINUM
41	WM133003	FLAT FLOOR FRONT - WOOD	
42	WM133004	SPACER FRONT FLOOR EXT.	ALUMINUM
43	WM133005	FLAT FLOOR REAR - WOOD	
44	WM133006	REAR SKID BLOCK THIN	THIN
45	WM133007	SPLITTER - FRONT	FIBERGLASS- BLACK
46	WM133008	REAR SKID BLOCK THICK	THICK
47	WM133009	ALUMINUM MAIN FLOOR	
48	WM133010	ALUMINUM FRONT FLOOR	
49	WM133011	ESR P2 ALU FLOOR w WIDE EDGE	FOR ESR P2 SIDE POD BOTT
50	WM134001	NOSE - FORMULA	WHITE OR BLACK
51	WM134001SR	NOSE - SPORTS RACER	
52	WM134002A	NOSE MTG BLOCK UPDATED	RIGHT UPPER / LEFT LOWER
53	WM134003A	NOSE MTG BLOCK UPDATED	LEFT UPPER / RIGHT LOWER
54	WM134004	NOSE BADGE	
55	WM134005	WASHER NOSE MTG	
56	WM134006SR	FENDER RH - SPORTS RACER	
57	WM134007SR	FENDER LH - SPORTS RACER	
58	WM134008SR	RH LOWER SIDE POD EXT	
59	WM134009SR	LH LOWER SIDE POD EXT	
60	WM134010SR	WOOD SPLITTER FRONT	


	A	B	C
1	SCCA ENTERPRISES		
2	FORMULA/SPORTS RACER PARTS LIST		
3			
4			
5			***PRICES ARE SUBJECT TO CHANGE***
6			***ENTERPRISES HAS A NO RETURN POLICY***
7			
8			
9	PART	DESCRIPTION	DESCRIPTION #2
10	NUMBER		
61	WM134011SR	WOOD BLOCK LH	
62	WM134012SR	WOOD BLOCK RH	
63	WM134013SR	FIBERGLASS DIFFUSER	
64	WM134014SR	RH FIBERGLASS FOOT	
65	WM134015SR	LH FIBERGLASS FOOT	
66	WM134016SR	DIFFUSER SPACER	
67	WM134019	FRONT TOW HOOK	
68	WM134019A	VERTICAL FRONT TOW HOOK	
69	WM134020	REAR TOW HOOK	
70	WM134022SR	LH FLOOR EXT BLOCK	
71	WM134023SR	RH FLOOR EXT BLOCK	
72	WM134024	LIFT BAR AT ROLL HOOP	WRECKER LIFT BAR AT ROLL HOOP
73	WM135000	68" ESR REAR WING	P2 WING
74	WM135000A	6MM REAR WING 68" WICKER	P2 WING
75	WM135000B	12MM REAR WING 68" WICKER	P2 WING
76	WM135001	LWR ELEMENT REAR WING	
77	WM135002	TOP ELEMENT REAR WING	
78	WM135003	MIDDLE ELEMENT REAR WING	
79	WM135004	REAR WING MTG PLATE - FORMUL	
80	WM135005	LH REAR WING END PLATE W/TEAR DROP	FE
81	WM135005A	LH REAR WING END PLATE W/RIB	FE
82	WM135006	RH REAR WING END PLATE W/TEAR DROP	FE
83	WM135006A	RH REAR WING END PLATE W/RIB	FE
84	WM135007	RH REAR WING ADJUSTER PLATE	
85	WM135008	LH REAR WING ADJUSTER PLATE	
86	WM135009	WASHER Rr.WING END PLATE	
87	WM135010SR	P2 ESR LG. REAR WING END PLATE	68" P2
88	WM135011SR	ESR WING MOUNTING PLATE	STANDARD WING
89	WM135012SR	REAR WING SPORTS RACER	
90	WM135013SR	WING END PLATE SPORTS RACER	
91	WM135014SR	WING MOUNT STIFFENER	SPORTS RACER
92	WM135015SR	JACKING POINTS SPORT RACER	
93	WM135016	WING MOUNT BLOCK AT TRANS	
94	WM135017	REAR WING BRACKET - SADEV OD	SADEV FE TO WING
95	WM135017A	REAR P2 WING MTG BRACKET	SADEV TO P2 WING
96	WM135018SR	REAR BODY SUPPORT BRACKETS	ESR P2
97	WM135019SR	REAR WING TRAY/STIFFENER	ESR P2
98	WM135020SR	REAR BODY SUPPORT BAR	ESR TAIL TO TRANSMISSION
99	WM135021	WING MOUNT SPACER-SADEV	USE WITH WM135004
100	WM136001	RH SIDE POD TOP - FORMULA	WHITE OR BLACK
101	WM136001SR	RH SIDE POD TOP - SPORTS	RACER
102	WM136002	LH SIDE POD TOP - FORMULA	WHITE OR BLACK
103	WM136002SR	LH SIDE POD TOP - SPORTS	RACER
104	WM136003	RH SIDE POD BOTTOM	BLACK
105	WM136003SRGLS	RH 1-PIECE SIDE POD BOTTOM	BLACK ESR P2
106	WM136003SRCARB	RH 1-PC CARBON SIDE POD BOTTOM	BLACK ESR P2
107	WM136004	LH SIDE POD BOTTOM	BLACK
108	WM13004SRGLS	LH 1-PIECE SIDE POD BOTTOM	BLACK ESR P2
109	WM136004SRCARB	LH 1-PC CARBON SIDE BOD BOTTOM	BLACK ESR P2
110	WM136005	SIDE POD TO TAIL PLATE	
111	WM136006	REAR WINGLET LH	WHITE OR BLACK


	A	B	C
1	SCCA ENTERPRISES		
2	FORMULA/SPORTS RACER PARTS LIST		
3			
4			
5			***PRICES ARE SUBJECT TO CHANGE***
6			***ENTERPRISES HAS A NO RETURN POLICY***
7			
8			
9	PART	DESCRIPTION	DESCRIPTION #2
10	NUMBER		
112	WM136007	REAR WINGLET RH	WHITE OR BLACK
113	WM137000	WINDSCREEN	
114	WM137001	SHOCK COVER - FORMULA	WHITE OR BLACK
115	WM137001SR	SHOCK COVER - SPORTS RACER	
116	WM137002	COCKPIT SIDE LH	WHITE OR BLACK
117	WM137003	COCKPIT SIDE RH	WHITE OR BLACK
118	WM137004	COCKPIT SURROUND LH	WHITE OR BLACK
119	WM137005	COCKPIT SURROUND RH	WHITE OR BLACK
120	WM137006	ROLL HOOP COVER	WHITE OR BLACK
121	WM137007	HEAD REST - WHITE OR BLACK	
122	WM137007C	FE HEAD SURROUND KIT	DRIVER FITMENT REQUIRED
123	WM137008	CATCH-HEAD RESTRAINT	ON CAR
124	WM137009	PLATE-CATCH-HD.RESTRAINT	ON SURROUND
125	WM137010	LH OIL FILLER COVER	WHITE OR BLACK
126	WM137011	RH OIL FILLER COVER	WHITE OR BLACK
127	WM137014	SPACER, ROLL HOOP COVER	TO FRAME
128	WM138001	UNIVERSAL STAY - 10 1/4	
129	WM138002	FUEL COVER ON TAIL	WHITE OR BLACK
130	WM138003	TAIL FE 2.3L - CAMLOCK	WHITE OR BLACK
131	WM138003A	TAIL SCOOP KIT	
132	WM138003SR	TAIL - SPORTS RACER	
133	WM138004C	CONVEX MIRROR LH	
134	WM138005C	CONVEX MIRROR RH	
135	SR94620-0	SCHROTH 2X2 FORMULA BLACK	NON ADJ LAP-COLOR ON REQ
136	SR94530-0	SCHROTH 2X2 FORMULA BLACK	SCHROTH FLEXI 2X2
137	WM138006	SEAT	
138	WM138009SR	TAIL STIFFENER SPORTS RACER	
139	WM138010SR	FRONT STAY SPORTS RACER	16 1/8" OAL
140	WM138011SR	REAR STAY SPORT SRACER	23 1/4 " OAL
141	WM138012	CABLE STAY KIT FORMULA	
142	WM138013SR	CABLE STAY KIT SPORTS RACER	
143	WM138014	TAIL FE2 & FE - CAMLOCK	WHITE OR BLACK WITH FE2 BUBBLE
144	WM138014A	FE2 TAIL BUBBLE GLASS-IN KIT	CONVERTING FE TAIL TO FE2 BUBBLE TAIL
145	WM139000SR	P2 REAR DIFFUSER	
146	WM139001SR	P2 REAR DIFFUSER STRAKE KIT	
147	WM139002SR	P2 REAR DIFFUSER HDWR KIT	
148	WM180003	SCCA CHASSIS PLATE	
149	WM180004	ROLL HOOP	
150	WM180005	FRONT BULKHEAD - PLATE	
151	WM180006	MAIN FIREWALL	
152	WM180007	RH FIREWALL	
153	WM180008	LH FIREWALL	
154	WM180009	ENG. MOUNTING FRAME	ENGINE CHASSIS
155	WM180010	MTG - RACK & SWAY BAR	
156	WM180011	DASH PANEL MTG - SMALL	
157	WM180012	INSULATING MOUNT - MASTER	SWITCH AND RAIN LIGHT
158	WM180014	MTG.BKT - PEDALS	
159	WM180015	PEDAL STOP ROD - CLUTCH	& THROTTLE
160	WM180016	PAD-THROTTLESTOP ASSY.	
161	WM180017	REAR CENTER UPPER FIREWALL	


	A	B	C
1	SCCA ENTERPRISES		
2	FORMULA/SPORTS RACER PARTS LIST		
3			
4			
5			***PRICES ARE SUBJECT TO CHANGE***
6			***ENTERPRISES HAS A NO RETURN POLICY***
7			
8			
9	PART	DESCRIPTION	DESCRIPTION #2
10	NUMBER		
162	WM180020	FOOT DROP BOX	
163	WM180021	MAIN CHASSIS	
164	WM180022	2 1/2 INCH PEDAL ROD EXT	
165	WM180024	TOW HOOK KIT AT ROLL HOOP	AND TRANSMISSION
166	WM180025	FRONT UPPER FORWARD	SUSPENSION CHASSIS MOUNT
167	WM180026	FRONT UPPER REAR	SUSPENSION CHASSIS MOUNT
168	WM180027	FRONT LOWER REAR	SUSPENSION CHASSIS MOUNT
169	WM201024	CABLE MOUNT,SWAY BAR LINK	FRONT SWAY BAR
170	WM201025	CABLE MOUNT,ADJUSTER END	FRONT SWAY BAR
171	WM1011017	ALUMINUM COUNTERSUNK	BODY MOUNT - ROUND
172	WM1011018	ALUMINUM THREADED	BODY MOUNT - SQUARE
173			
174		CRUSH BOX & BRACKETS	
175	WM1180023A	BOX MOUNTING BLOCKS KIT	
176	WM1180023B	BOX MOUNTING BOLT KIT	
177	WM134002A	NOSE MTG BLOCK UPDATED	RIGHT UPPER / LEFT LOWER
178	WM134003A	NOSE MTG BLOCK UPDATED	LEFT UPPER / RIGHT LOWER
179	WM180023	FE FRONT CRUSH BOX	NOSEBOX ALI HONEYCOMB
180	WM180023SR	SPORTS RACER CRUSH BOX	ALU HONEYCOMB
181			
182		SUSPENSION-FRONT	
183	WM1010501	CIRCLIP-FRONT LCA OUTER	
184	WM1121001	FRONT UPPER CONTROL ARM	
185	WM1121003	FRONT UPRIGHT ASSY RH	
186	WM1121005	FRONT UPRIGHT ASSY LH	
187	WM1121007	BLADE ADJUSTABLE FRONT BAR	KIT
188	WM1121008	COCKPIT ADJUSTER WITH BAR KIT	
189	WM1121009	COCKPIT ADJUSTER KIT ONLY	
190	WM1121013	WIDE STEERING ARM KIT	W / HARDWARE
191	WM201002	LH F LWR W/BONE	
192	WM201003	RH F LWR W/BONE	
193	WM201004	FRONT PUSH ROD	
194	WM201005	FRT. UPRIGHT RH	
195	WM201006	FRT. UPRIGHT LH	
196	WM201007	FRT. ROCKER LEVER	
197	WM201008	RETAINING CAP FT. SUS. LEVER	
198	WM201009	THRUST PLATE	
199	WM201010	FRONT SWAY BAR-NON ADJUSTABL	
200	WM201011	LINK - FRONT SWAY BAR	
201	WM201012	PIN-CHASS-LWR.FRT.W/BONE	
202	WM201013	SPACER-Ft.UPPER W/B INNER	1/4 TOP HAT STRAIGHT
203	WM201014	SPACER-FRT. TOP W/B OUTER	5/16 STEPPED & BEVELLED
204	WM201015	FRONT CAMBER SHIM 1MM	
205	WM201015A	FRONT CAMBER SHIM 032 IN	
206	WM201015B	FRONT CAMBER SHIM 063 IN	
207	WM201015C	FRONT CAMBER SHIM 125 IN	
208	WM201015D	FRONT CAMBER SHIM .250 IN	
209	WM201015E	FRONT CAMBER SHIM .375 IN	
210	WM201016	SHIM WASHER - .005	
211	WM201017	1/4 x 1 1/4 SPECIAL SHK	& THREAD


	A	B	C
1	SCCA ENTERPRISES		
2	FORMULA/SPORTS RACER PARTS LIST		
3			
4			
5			***PRICES ARE SUBJECT TO CHANGE***
6			***ENTERPRISES HAS A NO RETURN POLICY***
7			
8			
9	PART	DESCRIPTION	DESCRIPTION #2
10	NUMBER		
212	WM201019	INNER BRG RACE/FRONT ROCKER	
213	WM201020	TOP HAT 3/16 STRAIGHT	
214	WM201021	SPACER - FRT UPRIGHT LOWER	
215	WM201022	NEW ADJUSTABLE BAR W/O BLADE	
216	WM201023	SWAY BAR BLADE	
217	WM201024	SWAY BAR CABLE MOUNT	SWAY BAR LINK
218	WM201025	SWAY BAR CABLE MOUNT ADJ. END	
219	WM201026	SWAY BAR CABLE	
220	WM201027	COCKPIT ADJUSTER	
221	WM201028	COCKPIT ADJUSTER MOUNT	
222	WM202021	ADJUSTER FRONT ANTI ROLL BAR	OE VD
223	WM202034	WASHER FT CONTROL ARM LWR	
224			
225		SUSPENSION-REAR	
226	WM1102024	REAR SWAY BAR ROD END	ASSY - LONG SHANK
227	WM1102025	RARB ADJUSTABLE SWAY BAR KIT	COMPLETE KIT
228	WM1121002	REAR UPPER CONTROL ARM	
229	WM1121004	REAR UPRIGHT ASSY	
230	WM201018	RETAINER - LWR SPHERICAL	
231	WM202011	REAR LOWER ARM RH	
232	WM202012	REAR LOWER ARM LH	
233	WM202013	REAR PUSH ROD	
234	WM202014	REAR UPRIGHT	
235	WM202015	REAR LEVER - SCCA	
236	WM202016	CAP - LEVER RETENTION	
237	WM202017	PIVOT PIN - Rr. LEVER	
238	WM202018	TURNBUCKLE-REAR TOE	
239	WM202019	RARB NON ADJUSTABLE	
240	WM202020	LINK RARB ADJUSTABLE	w TOP NUT BOLT
241	WM202022	SPACER R.A.R.B. LINK	TO LEVER
242	WM202023	REAR. ANTI ROLL BAR BLOCK	
243	WM202025	BEARING SPACER - Rr. LEVER	
244	WM202027	CLEVIS - REAR UPRIGHT LH	
245	WM202028	CLEVIS - REAR UPRIGHT RH	
246	WM202029	CLEVIS - RLWB - FORWARD	
247	WM202030	CLEVIS - RLWB - REARWARD	
248	WM202031	CLEVIS - RTWB - FORWARD	
249	WM202032	CLEVIS - RTWB - REARWARD	
250	WM202033	SPACER 5/16 TOP HAT	BEVELLED-REAR SUSPENSION
251	WM202035	REAR CAMBER SHIM 14SWG	
252	WM202035A	REAR CAMBER SHIM 032 IN	
253	WM202035B	REAR CAMBER SHIM 063 IN	
254	WM202035C	REAR CAMBER SHIM 125 IN	
255	WM202035D	REAR CAMBER SHIM 250 IN	
256	WM202035E	REAR CAMBER SHIM 375 IN	
257	WM202036	WASHER-LWR W/B to UPRIGHT	
258	WM202037	LOWER PIN-REAR UPRIGHT	
259	WM202038	SPACER 1/4 TOP HAT - STEPPED	REAR UPPER CONTROL ARM
260	WM202039	SHIM WASHER - .005	
261	WM202040	SPACER 5/16 STRAIGHT THICK	REAR PUSH ROD UPPER


	A	B	C
1	SCCA ENTERPRISES		
2	FORMULA/SPORTS RACER PARTS LIST		
3			
4			
5			***PRICES ARE SUBJECT TO CHANGE***
6			***ENTERPRISES HAS A NO RETURN POLICY***
7			
8			
9	PART	DESCRIPTION	DESCRIPTION #2
10	NUMBER		
262	WM202041	RARB ADJUSTABLE SWAY BAR	
263	WM202042	BUSHING-ADJ REAR BAR	
264	WM202043	ROD END-FEMALE ADJ REAR BAR	
265			
266		SHOCKS & SPRINGS	
267	WM1180090	PENSKE FOR FORMULA	ASSEMBLY
268	WM203001P	PENSKE FOR FORMULA	
269	WM203002	SPACER-SHOCK FRONT SUSP	
270	WM203003	TOP EYE - BILSTEIN DAMPER	
271	WM203003P	PENSKE SHOCK EYE	
272	WM203004	SPRING PLATFORM - TOP - BILS	THREADED
273	WM203004P	SPRING MOUNT PENSKE	THREADED
274	WM203005P	PENSKE SPRING SEAT	UNTHREADED
275	WM203006	CLEVIS - SHOCK to G/BOX RH	
276	WM203006A	CLEVIS - SHOCK to G/BOX RH	UPDATED 2 PIECE- CLEVIS ONLY
277	WM203006B	ADAPTER - CLEVIS TO SHIFT	CABLE MOUNT RE WM203006A
278	WM203007	CLEVIS - SHOCK to GEARBOX LH	
279	WM203010	SPACER-SHOCK REAR SUSP	
280	WM203011	4" X 600 LB. HYPERCOIL FRONT	FE OPTION ONLY
281	WM203012	4" X 1000 LB. HYPERCOIL REAR	FE OPTION ONLY
282	WM203013	4" X 800 LB. HYPERCOIL FRONT SILVER	FE2 / FE
283	WM203014	4" x 900 LB. HYPERCOIL REAR SILVER	FE2 / FE
284			
285		STEERING	
286	WM1010707	STEERING COLUMN BUSHING	FORWARD
287	WM1010709	BUSHING STEERING COLUMN REAR	REAR
288	WM1010710	BUSHING - BRASS EARLY RACK	
289	WM1010710A	BUSHING - PLASTIC LATE RACK	
290	WM1120400	COLUMN UPDATE KIT WITH	EXCHANGE O/E COLUMN
291	WM204001	STEERING WHEEL - MOMO	USE SRF 280392M
292	WM204002A	STEERING COLUMN FOR APEX	EXCHANGE
293	WM204003	FORWARD STEERING COLUMN	
294	WM204004	STEERING COL. LOWER SPLINE	
295	WM204005	SPACER - STEERING COLUMN	LOWER
296	WM204006	STEERING RACK - SHORT SHAFT	1 3/16
297	WM204007	STEERING TRACK ROD	
298	WM204008	STEERING ARM	
299	WM204008A	STEERING ARM-WIDE	OPTIONAL
300	WM204009	RACK STOP	
301	WM204010	TRACK ROD SPACER END	TO CLEVIS AND FRONT SWAYBAR
302	WM204011	STEERING WHEEL ADAPTER	
303	WM204013	COUPLING UJ TO UJ	
304	WM204014	COUPLING UJ TO PINION	
305	WM204014A	PINON TO SHAFT COUPLER	
306	WM204015	STEERING WHEEL SPACER 12 MM	
307	WM204015A	STEERING WHEEL SPACER 1/4 IN	
308	WM204015B	STEERING WHEEL SPACER 1 IN	
309			
310		WHEELS & HUBS	
311	WM1125015	WHEEL NUT ASSEMBLY - FF	NUT, CONE, AND WASHER


	A	B	C
1	SCCA ENTERPRISES		
2	FORMULA/SPORTS RACER PARTS LIST		
3			
4			
5			***PRICES ARE SUBJECT TO CHANGE***
6			***ENTERPRISES HAS A NO RETURN POLICY***
7			
8			
9	PART	DESCRIPTION	DESCRIPTION #2
10	NUMBER		
312	WM1125015A	WHEEL NUT ASSEMBLY - VD	NUT, CONE, AND WASHER
313	WM205001	BLK FRT WHEEL - 8 X 13-16.5MM	OZ BLACK
314	WM205001B	SIL FRT WHEEL - 8 X 13-16.5MM	OZ SILVER
315	WM205002	BLK REAR WHEEL - 10 X 13-34.87MM	OZ BLACK
316	WM205002B	SIL REAR WHEEL - 10 X 13-34.87MM	OZ SILVER
317	WM205003	WHEEL CENTRE LOCK CONE - VD	BLACK
318	WM205003A	WHEEL CENTER LOCK CONE - FF	BLACK
319	WM205004	CENTER LOCK WHEEL NUT - VD	W RETAINING RING
320	WM205004A	CENTER LOCK WHEEL NUT - FF	W RETAINING RING
321	WM205005	HUB	
322	WM205006	WHEEL BEARING	
323	WM205007	RETAINING RING-WHEEL BEARING	
324	WM205008	SPECIAL WASHER WHEEL NUT - VD	
325	WM205008A	SPECIAL WASHER WHEEL NUT - FF	
326	WM205009	CENTER PIN F & R	AKA STUB AXLE
327	WM205010	INNER FLANGE - FRONT ONLY	
328	WM205010A	INNER FLANGE - FRONT ONLY	WITH SENSOR POINTS
329	WM205011	WASHER - R. HUB DRIVE BOLT	
330	WM205012	WHEEL DRIVE PEG OE VD	
331	WM205012A	WHEEL DRIVE PEG UPDATED	
332	WM205018	SCCA WHEEL DECAL BLACK	FOR OZ SILVER WHEELS
333	WM205019	SCCA WHEEL DECAL SILVER	FOR OZ BLACK WHEELS
334			
335		ENGINE	
336	WM1180003	2.0L MZR MOTOR KIT	FE2 CONVERSION KIT
337	WM1180004	2.0L MZR FE2 SPARE MOTOR	COMPLETE DROP IN SPARE
338	WM1131004	WELDED SCAVENGE FITTING	
339	WM1131046	STD PACKABLE MUFFLER KIT	
340	WM1131046C	SILENT SPORT PACKING KIT	W / BOLTS
341	WM1131047	NO PACK MUFFLER KIT	W / CLAMPS
342	WM301065SR	2.3 HO MUFFLER BRACKET HANGER	
343	WM303017SR	2.3 HO COAST PACKABLE MUFFLER	W / HARDWARE
344	WM303018SR	HO SECONDARY COLLECTOR PIPE	CUSTOM MADE USES FE COLLECTOR
345	WM1192498	THREADED NIPPLE, 1" OAL	
346	MZR2001	FE2 TENSIONER BRACKET	
347	MZR2002	FE2 TENSIONER ECCENTRIC	
348	MZR2003	FE2 TENSIONER WASHER	
349	MZR2004	FE2 UPPER ALTERNATOR BRKT	
350	MZR2005	FE2 LOWER ALTERNATOR BRKT	
351	MZR2006	FE2 ALTERNATOR ADJUSTER	
352	MZR2007	FE2 BOTTLE BRACKET	
353	MZR2008	FE2 COIL BRACKET	
354	MZR2009	FE2 CAM HUB	
355	MZR2010	FE2 3/4-16 THREADED NIPPLE	
356	MZR2011	FE2 NUMBER PLATE	
357	MZR2012	FE2 CRANK SENSOR HEAT SHEILD	
358	MZR2013	M6 X 1 X 15 SHCS	
359	MZR2014	SELF TAPPING 8-16 X 1/2	
360	MZR2016	M8 X 1.25 X60 FLG HD SCRW	
361	MZR29354	PCV VALVE FE2	2.0L


	A	B	C
1	SCCA ENTERPRISES		
2	FORMULA/SPORTS RACER PARTS LIST		
3			
4			
5			***PRICES ARE SUBJECT TO CHANGE***
6			***ENTERPRISES HAS A NO RETURN POLICY***
7			
8			
9	PART	DESCRIPTION	DESCRIPTION #2
10	NUMBER		
362	MZR60425	FE2 SERPENTINE BELT	
363	WM592301A	FE2 VALVE COVER EGR PLUG	
364	WM301001	ADAPTOR 2.3 L	
365	WM301002	SUMP 2.3 L	
366	WM301003	BAFFLE - SUMP 2.3 L	
367	WM301004	SCAVENGE - SUMP 2.3 L	
368	WM301005	SCREEN - SUMP SCAVENGE	
369	WM301006	SCREEN - TANK SCAVENGE	
370	WM301007	BLOCK - FRT. LWR. ENG. MTG	
371	WM301008	PLATE - FRT. LWR. ENG. MTG	
372	WM301009	RH FORWARD ENG. MTG.	
373	WM301010	LH FORWARD ENG. MTG.	
374	WM301011	SPACER - FRT. LWR. ENG. MTG	
375	WM301012	OIL TANK - SCCA	
376	WM301013	OIL FILLER CAP	W/O O-RING USE WM1010401
377	WM301014	O RING - ADAPTOR - SCCA	
378	WM301015	SPACER CLEVIS to ADAPTOR	
379	WM301016	O RING ADAPTOR	
380	WM301017	O RING ADAPTOR	
381	WM301019	THRUST WASHER	INQUIRE
382	WM301020	AIR FILTER - FORMULA	SAME FOR SRF3
383	WM301021	EXHAUST SYSTEM w/o MUFFLER	HEADERS, COLLECTOR, TAIL PIPE
384	WM301022	OIL FILTER 2.3	
385	WM301023	BAROMETRIC SENDER	
386	WM301024	EGR BLOCK PLATE	
387	WM301024A	EGR GASKET	FE 2.3L & FE2 2.0L
388	WM301025	BLOCK BREATHER PLATE	
389	WM301030	DRY SUMP OIL PUMP KIT	
390	WM301030A	PUMP WITH MANIFOLD AND	FITTINGS
391	WM301030D	SLIP FITTING -12	FITTINGS
392	WM301032	PULLEY 32TH OIL PUMP	
393	WM301033	PULLEY 28TH WATER PUMP	
394	WM301034	CRANK PULLEY	
395	WM301035	OIL PUMP MOUNTING BRACKET	
396	WM301036	INTAKE MANIFOLD	
397	WM301037	OIL INLET TO BLOCK	
398	WM301038	TAIL PIPE BRACKET	
399	WM301039	OIL PUMP BELT	
400	WM301040A	STD PACKABLE MUFFLER	
401	WM301040B	MUFFLER PACKING - BB	PACKING ONLY
402	WM301040C	MUFFLER PACKING -SILENTSPORT	PACKING ONLY
403	WM301040D	MUFFLER SLEEVE	
404	WM301041	SPARK PLUG - 2.3L	FE
405	WM301042	HEADER GASKET	
406	WM301043	INTAKE GASKET SET-4 PARTS	
407	WM301046	FE 2.0L ENGINE PALLET	
408	WM301047	2.3 TO PALLET LEFT	
409	WM301048	2.3 TO PALLET RIGHT	
410	WM301049	2.3 TO PALLET REAR	
411	WM301050	2.3L OIL FILTER HOUSING	FE


	A	B	C
1	SCCA ENTERPRISES		
2	FORMULA/SPORTS RACER PARTS LIST		
3			
4			
5			***PRICES ARE SUBJECT TO CHANGE***
6			***ENTERPRISES HAS A NO RETURN POLICY***
7			
8			
9	PART	DESCRIPTION	DESCRIPTION #2
10	NUMBER		
412	WM301050A	2.0L MZR OIL FILTER HOUSING	FE2
413	WM301051	EX PORT PLUG	
414	WM301052	SPARK PLUG WIRES - 2.3L	FE SET OF 4
415	WM301056	PILOT BEARING	
416	WM301057	REAR MAIN SEAL - FORMULA	
417	WM301058	SPARK PLUG WIRES - 2.0L MZR	FE2 SET OF 4
418	WM301061	2.3LHO & 2.0L INTAKE MANIFOLD	MOUNTUNE SCCA CUSTOM
419	WM301062	O-RING MOUNTUNE INTAKE	
420	WM301063	NO PACK MUFFLER	FE
421	WM301064	TURNOUT - FE MUFFLER	FE NO PACK
422	WM301066	UPPER FRT ENG MT FRAME	ADAPTOR
423	WM301067	2.0L FRT UPR ENG MT	FE2
424	WM301068	2.0L FRT LWR ENG MT	FE2
425	WM301069	2.0L FRONT LWR ENG MT SPACER	FE2
426	WM301070	2.0L FRONT UPPER MT SPACER	FE2
427	WM301071	SPARK PLUG - 2.0L MZR	FE2
428	WM301072	FE/FE2 EXHAUST SHIELD	
429	WM391502	2.0 MZR ENGINE BLOCK OFF PLATES	
430	WM392704	OIL PAN 2.0L	DRY SUMP KIT- MOUNTUNE
431	WM392705	2.0L OIL PAN TO OIL LINE FITTING	
432	WM392002	ECU MOUNTING PLATE	
433			
434		TRANSMISSION	
435	WM1170003	SADEV 6 SPEED OPEN TRANSAXLE	
436	WM1170004	SAVEV 6 SPEED LSD TRANSAXLE	P2 ESR HO ONLY
437	WM1170005	TILTON THROW OUT BEARING KIT	NEW KIT W ADAPTOR
438	WM302002	GEAR SHIFT KNOB	
439	WM302003	GEAR SHIFT LEVER	
440	WM302004	WASHER - GEAR LEVER	
441	WM302005	SHIFT CABLE OE VAN DIEMEN	
442	WM302005A	SHIFT CABLE - HIGH TEMP	
443	WM302006	PULL CABLE - G/BOX REVERSE	
444	WM302007	CABLE CLAMP L SIZE	
445	WM302008	SPACER - G/SHIFT CABLE MTG.	FRONT TO CHASSIS
446	WM302009	LEVER REVERSE INTERLOCK	
447	WM302010	LEVER PLATE- REV. INTERLOCK	
448	WM302011	CLEVIS - REVERSE INTERLOCK	
449	WM302012	PIVOT SLEEVE -REV INTERLOCK	
450	WM302013	BARREL - REV. INTERLOCK	
451	WM302014	BKT OUTER CABLE - REV. IN	
452	WM302016	SHIFT CABLE FERRULE KIT	2 PER CAR
453	WM302017A	SHIFT CABLE SPRING	
454	WM302018	SHIFT CABLE TAB TO MOTOR	
455	WM302019	SHIFT CABLE - SADEV OD	SADEV
456	WM302019A	SHIFT CABLE - SADEV LSD	SADEV
457	WM302020	HEAT SLEEVE - SHIFT CABLE	SADEV
458	WM302021	3/8" 24 TO -4 FITTING	SADEV
459	WM302022	-4 90 DEG PUSH ON FITTING	SADEV
460	WM302023	5/16" FUEL LINE	SADEV
461	WM302024	REV LOCK OUT SLEEVE-SADEV	SADEV


	A	B	C
1	SCCA ENTERPRISES		
2	FORMULA/SPORTS RACER PARTS LIST		
3			
4			
5			***PRICES ARE SUBJECT TO CHANGE***
6			***ENTERPRISES HAS A NO RETURN POLICY***
7			
8			
9	PART	DESCRIPTION	DESCRIPTION #2
10	NUMBER		
462	WM302025	REV LOCK OUT KNOB-SADEV	SADEV
463	WM302026	PILOT BEARING BUSHING-OIL IMPREGATED	SADEV
464	WM701010	SADEV-LOCKING PLATE	SADEV
465			
466		DRIVE SHAFT	
467	WM302015	PLUNGER-INBOARD CV	
468	WM302027	SNAP RING - SADEV DRIVESHAFT	SADEV
469	WM303002	TRIPOD HOUSING O/B	
470	WM303003GKN	TRIPOD - GKN BRAND	
471	WM303004	BOOT - TRIPOTJOINT O/B	
472	WM303005	BOOT - TRIPOT JOINT I/B	
473	WM303006	DRIVESHAFT STOP - O/B	
474	WM303009	SPRING - D/SHAFT ABUTMENT	
475	WM303010	DRIVESHAFT - SADEV TRANS	SADEV
476	WM303011	TRIPOD - SADEV TRANS	SADEV
477			
478			
479		COOLING	
480	WM114001	INLINE THERMOSTAT KIT	
481	WM114001A	INLINE THERMOSTAT KIT	180 DEGREE
482	WM114001B	INLINE THERMOSTAT KIT	160 DEGREE
483	WM1141020	WATER PUMP W/ IMPELLER	
484	WM401002	WATER INLET FLANGE	
485	WM401002U	WATER INLET - USED	
486	WM401003	WINDOW CATCH TANK ADAPTOR	
487	WM401004	RAD SUPPORT BKT	
488	WM401005	WATER PUMP IMPELLOR	
489	WM401006	WATER PIPE UNDER HEADER	
490	WM401007	WATER PIPE TO RH RADIATOR	
491	WM401008	WATER PIPE CROSSOVER	
492	WM401009	CROSSOVER TUBE COVER	
493	WM401010	WATER PIPE LH, CROSS TO RAD	90 DEGREE
494	WM401011	WATER PIPE LH TO WATER PUMP	
495	WM401012	WATER OUTLET-BACK OF HEAD	
496	WM401012A	WATER OUTLET GASKET	
497	WM401013	COOLANT OVERFLOW BOTTLE	
498	WM401014	OVERFLOW BOTTLE BRACKET	
499	WM401015	WATER HEADER TANK	NEW STYLE
500	WM401016	THERMOSTAT HSG MALE	
501	WM401017	THERMOSTAT HSG FEMALE	
502	WM401018	FE THERMOSTAT 180 DEGREE	
503	WM401018A	FE THERMOSTAT 160 DEGREE	
504	WM401019	THERMOSTAT SEALING RING	
505	WM401021	FE2 SWIRL POT BRKT	
506	WM462805	RAD CAP 16 LB.	USE SRF # 462805
507	WM480466	RADIATOR	
508	WM602014	HOSE - COOLANT FILL TO BLOCK	
509			
510		FUEL	
511	WM1150001	IN CELL FUEL LINE UPDATE KIT	


	A	B	C
1	SCCA ENTERPRISES		
2	FORMULA/SPORTS RACER PARTS LIST		
3			
4			
5			***PRICES ARE SUBJECT TO CHANGE***
6			***ENTERPRISES HAS A NO RETURN POLICY***
7			
8			
9	PART	DESCRIPTION	DESCRIPTION #2
10	NUMBER		
512	WM1159102	FUEL RAIL	
513	WM1159103	FUEL RAIL ASSEMBLY	LONGBLOCK
514	WM11592301	REPLACEMENT CABLE KIT	W/O HOUSING
515	WM11592301A	HIGH TEMP THROTTLE CABLE	KIT WITH HOUSING & CONNECTOR
516	WM11592302	THROTTLE CAM UPDATE KIT	
517	WM580122	THROTTLE PEDAL	
518	WM580623	OVAL GASKET FOR FUEL CELL	
519	WM580624	FUEL CELL - BLADDER AND FOAM	WITH GASKET
520	WM580625	FUEL CELL CONTAINER	
521	WM580625A	LH SIDE FUEL CELL CONTAINER	
522	WM580625B	RH SIDE FUEL CELL CONTAINER	
523	WM580625C	FRONT FUEL CELL CONTAINER	
524	WM580625D	BACK FUEL CELL CONTAINER	
525	WM580626	FUEL FILLER NECK - THREADED	
526	WM580626A	FUEL FILLER NECK - ANGLED	NOT THREADED
527	WM580627	FUEL FILL CAP W/O O RING	FOR O RING USE WM1010401
528	WM580628	FUEL TANK TOWER	
529	WM580629	FUEL TANK HATCH COVER	
530	WM591901A	UPDATED FUEL PUMP	
531	WM591913	FUEL FILTER-IN CELL	
532	WM591914	PUMP SLEEVE	
533	WM591915	SPACER - FUEL PUMP	
534	WM591916	ROLL OVER VALVE	
535	WM591917	FUEL PRESSURE REGULATOR	
536	WM591917D	DIAPHRAGM FOR REGULATOR	
537	WM591917M	FUEL PRESS REG MOUNT	
538	WM591917S	SPRING FOR REGULATOR	
539	WM591918	QUICK RELEASE BALL JOINT	
540	WM591918A	BALL STUD ONLY - THROTTLE	
541	WM591919	CABLE HOUSING END	
542	WM591920	CABLE STUD END	
543	WM591920A	SET SCREW LOCK THROTTLE END	
544	WM591922	FUEL RAIL SPACER	
545	WM591923	FUEL RAIL BRACKET	
546	WM591925	22" -6 FUEL LINE	
547	WM591926	-6 X -6 SWIVEL REGULATOR TO	CELL
548	WM591927	180 DEGREE -6 FUEL LINE	
549	WM591928	90 DEGREE -10 PUSH ON	
550	WM591929	INJECTOR - BLUE X 4	
551	WM591929A	SINGLE INJECTOR - BLUE	
552	WM591930	JENVEY THROTTLE BODY W/TPS	
553	WM591931	THROTTLE CABLE ROD END MOUNT	
554	WM591932	FUEL TEST & PRESS PORT	
555	WM591933	AIR TEMP SENSOR MOUNT	
556	WM591934	THROTTLE CAM - UPDATED	2.3L MAZDA THROTTLE BODY
557	WM591934A	THROTTLE CAM - JENVEY	2.0L THROTTLE BODY
558	WM591935	THIN SHIM	
559	WM591936	THICK SHIM	
560	WM591937	THROTTLE BRACKET	
561	WM591938	O-RING JENVEY THROTTLE BODY	


	A	B	C
1	SCCA ENTERPRISES		
2	FORMULA/SPORTS RACER PARTS LIST		
3			
4			
5			***PRICES ARE SUBJECT TO CHANGE***
6			***ENTERPRISES HAS A NO RETURN POLICY***
7			
8			
9	PART	DESCRIPTION	DESCRIPTION #2
10	NUMBER		
562	WM592300	THROTTLE CABLE HOUSING ONLY	
563	WM592301A	HIGH TEMP THREADED THROTTLE	CABLE WITH HOUSING
564	WM592301B	THREADED THROTTLE CABLE ONLY	
565	WM592301C	THROTTLE CABLE FOR "CAM"	
566	WM592302	5/16 BORE CABLE CLEVIS	
567	WM592303	THROTTLE CABLE COLLET STOP	
568	WM592304	THROTTLE CABLE 2ND STOP	
569	WM592305	THROTTLE CABLE BRACKET 2.0L	FOR 2.0L MOUNTUNE INTAKE
570	WM592306	IDLE AIR CONTROL VALVE	FE2/2.3L UPDATE
571	WM593001	2.25Ltr. FIRE EXTINGUISHER	SYSTEM
572	WM593002	FIRE BOTTLE ONLY	
573	WM691937	FUEL PSI SENDER ADAPTOR	ANY FE WITH PE
574	WM691938	OIL PSI SENDER ADAPTOR	2.3L ONLY WITH PE
575	598005	FUEL FILTER ELEMENT	
576	591913	KINSLER FUEL FILTER	
577			
578		LINES, HOSES & TUBES	
579	WM1160001	FRONT BRAKE LINE KIT	
580	WM1160002	REAR BRAKE LINE KIT AN	
581	WM1160003	RADIATOR BLEED LINE KIT- RH	
582	WM1160003A	RADIATOR BLEED LINE KIT- LH	
583	WM1160004	CLUTCH SLAVE LINE KIT - IN	
584	WM1160005	CLUTCH SLAVE LINE KIT - OUT	
585	WM1160006	FRT TO REAR BRAKE LINE KIT	
586	WM1160007	FRT TO REAR CLUTCH LINE KIT	
587	WM601002	1 1/4 90 DEG RAD HOSE	
588	WM601003	5/8 BREATHER FITTING ON TOP	OF BELLHOUSING
589	WM601004	OIL TANK PICK UP	
590	WM601005	UPPER OIL TANK MOUNT	
591	WM601006	LOWER OIL TANK BRACKET	
592	WM601007	-12 MALE STEEL WELD ON BUNG	
593	WM602003	ALI - 6JIC STR. PUSH FIT	
594	WM602004	HOSE FINISHER-6	
595	WM602005	90 DEG. UNION-6	
596	WM602006	FEMALE STR. SWIVEL -6 UNION	
597	WM602007	1/2 BSP TO -10 MALE	
598	WM602008SR	ADAPTER, BRAKE LIGHT TEE TO	BRAKE LINES - BSP
599	WM602009	FEMALE BSP SS LINE TO TEE	
600	WM602010	-3 STRAIGHT TO SS HOSE	
601	WM602011	-3 TO 10MM BANJO	
602	WM602012	-3 TO 90 DEGREE SS HOSE	
603	WM602013	-3 SS HOSE PER INCH	
604	WM602015	BREATHER HOSE - PER INCH	
605	WM602016	1.25 STRAIGHT HOSE PER INCH	
606	WM703002	BULKHEAD BLEADER W/SCREW	CLUTCH
607			
608		CLUTCH	
609	WM1101053	FLEX RING GEAR ASSY 5.5	
610	WM1170002	SLAVE CYL "O" RING KIT	
611	WM1170005	TILTON THROW OUT BEARING KIT	NEW KIT W ADAPTOR


	A	B	C
1	SCCA ENTERPRISES		
2	FORMULA/SPORTS RACER PARTS LIST		
3			
4			
5			***PRICES ARE SUBJECT TO CHANGE***
6			***ENTERPRISES HAS A NO RETURN POLICY***
7			
8			
9	PART	DESCRIPTION	DESCRIPTION #2
10	NUMBER		
612	WM701000A	5.5 CLUTCH KIT WITH FLYWHEEL	
613	WM701000B	FLYWHEEL, 5.5 BUTTON	
614	WM701000C	5.5 CLUTCH ASSY, COVER,	PLATES, AND DISCS
615	WM701000D	CLUTCH DISCS, 2 PACK 5.5	
616	WM701000E	CLUTCH COVER ASSY 5.5	
617	WM701000F	FLOATER PLATE ONLY 5.5	
618	WM701000G	SINGLE CLUTCH DISC 5.5	
619	WM701000P	PRESSURE PLATE ONLY 5.5	
620	WM701001A	5/8 MASTER CYLINDER - CLUTCH	
621	WM701001AK	MASTER CYL REPAIR KIT .625	
622	WM701002	CLUTCH MASTER CYL RESERVOIR	
623	WM701003	RELEASE CYLINDER HOUSING	
624	WM701004	PISTON- CLUTCH OE VAN DIEMEN	
625	WM701004A	5.5 PISTON	
626	WM701005A	SS SLEEVE - CLUTCH RELEASE	
627	WM701006A	T/O BRG FOR 5.5 CLUTCH	
628	WM701007	CLUTCH ASSY BOLT KIT 5.5	
629	WM701008	FLYWHEEL BOLT KIT	
630	WM701009	SINGLE CLUTCH DISC 5.5	
631	WM701200	RELEASE BEARING ADAPTER	FITS TILTON T/O BEARING
632	WM701201	TILTON THROW OUT BEARING	
633	WM702001	CLUTCH PEDAL	
634	WM702002	CLUTCH CLEVIS (1/4 Hole)	
635	WM703001	CLUTCH ALIGNMENT TOOL	
636	WM703002A	CLUTCH BLEED SCREW 7X1	
637			
638		BRAKE PARTS	
639	WM1180001SR	BRAKE DUCT KIT SPORTS RACER	
640	WM1180002A	PEG DRIVE KIT PER ROTOR PFC	
641	WM801001SET	BRAKE PADS-AXLE SET	
642	WM801002A	PFC FLOATING ROTOR KIT LH	
643	WM801003A	PFC FLOATING ROTOR KIT RH	
644	WM801004	ROTOR TEMP BAND	
645	WM801005	ESR BRAKE PAD BACKING PLATE	ESR ONLY
646	WM802001	RH REAR CALIPER - LEADING	COMPLETE
647	WM802002	LH REAR CALIPER - LEADING	COMPLETE
648	WM802003	RH FRT. CALIPER - TRAILING	COMPLETE
649	WM802004	LH FRT. CALIPER - TRAILING	COMPLETE
650	WM802005	MASTER CYL FRONT .70	
651	WM802005K	MASTER CYL REPAIR KIT .70	
652	WM802006	MASTER CYL REAR .75	
653	WM802006K	MASTER CYL REPAIR KIT .75	USE SRF #880359
654	WM802007	REMOTE RESERVOIR	
655	WM802008	-3 to -3 UNION	
656	WM802009	FRONT CALIPER SEAL-EACH	
657	WM802009KIT	FRONT CALIPER SEAL KIT	
658	WM802010	REAR CALIPER SEAL-EACH	
659	WM802010KIT	REAR CALIPER SEAL KIT	
660	WM802011	CALIPER WEAR PLATE-EACH	
661	WM802012	WEAR PLATE SCREW-EACH	


	A	B	C
1	SCCA ENTERPRISES		
2	FORMULA/SPORTS RACER PARTS LIST		
3			
4			
5			***PRICES ARE SUBJECT TO CHANGE***
6			***ENTERPRISES HAS A NO RETURN POLICY***
7			
8			
9	PART	DESCRIPTION	DESCRIPTION #2
10	NUMBER		
662	WM802013	CALIPER CROSSOVER PIPE	
663	WM802014	FRONT CALIPER PISTON-EACH	
664	WM802015	CALIPER PISTON REAR-EACH	
665	WM802016	PAD RETAINING PIN-EACH	
666	WM802017	4 WAY BRAKE SWITCH TEE	
667	WM802018	BLEED SCREWS -PAIR W/O-RINGS	
668	WM803001	REDUCER MASTER CYLINDER	
669	WM803002	BRAKE CLEVIS	
670	WM803003	BRAKE PUSH ROD	
671	WM803004	MASTER CYL. MTG. PLATE	
672	WM803006	BARREL NUT - BRAKE BAL BAR	
673	WM803007	BRAKE BIAS ADJUSTER	FORMULA ASSY
674	WM803008	BRAKE PEDAL	
675	WM803009	PEDAL PAD	
676	WM803014	-3 DOUBLE ENDED BRAKE BANJO	AT FRONT MASTER CYLINDER
677	WM880356	BRAKE BALANCE BAR	
678			
679		ELECTRICAL	
680	G990504	02 SENSOR	FE2 & GEN3
681	WM1100101	ALTERNATOR KIT W MOUNTS	BELT, REGULATOR, HDWR
682	WM1194009	DRILLED ALTERNATOR	NO PULLEY OR BOLT
683	WM1194009A	ALTERNATOR COMPLETE	
684	WM1194015A	FORMULA ENGINE HARNESS	WITH PIGTAIL
685	WM1194015B	THROTTLE BODY PIGTAIL HARNES	
686	WM1190500	FE2 COMPLETE HARNESS KIT	
687	WM1190501	FE2/FE EFI HARNESS	
688	WM1190502	FE2/FE CHASSIS HARNESS	
689	WM1190503A	FE2 WIDE BANK CONTROLLER KIT	
690	WM1190505	FE2 CHARGE HARNESS	FE2 ONLY
691	WM1190505A	FE2 CHARGE HARNESS KIT - LONGER	UPDATED
692	WM1190506	EFI EXTENSION HARNESS	FE2 FE UPGRADE
693	WM1190507	FE2 DOWNLOAD HARNESS	
694	WM1190508	FE WHEEL SPEED KIT	COMPLETE KIT
695	WM1190509	WHEEL SPEED EXT. HARNESS	
696	WM1190510	WHEEL SPEED SENSOR HARNESS	
697	WM901001	MASTER SWITCH.	
698	WM901001A	MASTER SWITCH KEY	
699	WM901002	TOGGLE SWITCH	
700	WM901003	STARTER BUTTON	
701	WM901004	SWITCH PANEL	
702	WM901006	RELAY	
703	WM902001	RAIN LAMP	
704	WM902002	RAIN LAMP BRACKET	
705	WM902003	RAIN LAMP LEAD	
706	WM902004C	CHASSIS HARNESS "C" DASH	
707	WM902006SR	BRAKE LIGHT - SPORTS RACER	
708	WM902007SR	BRAKE LIGHT SWITCH	
709	WM902008SR	BRAKE LIGHT HARNESS - BODY	SPORTS RACER
710	WM902009SR	BRAKE LIGHT BULB	SPORTS RACER
711	WM902010SR	BRAKE LIGHT HARNESS FROM	SWITCH - SPORTS RACER


	A	B	C
1	SCCA ENTERPRISES		
2	FORMULA/SPORTS RACER PARTS LIST		
3			
4			
5			***PRICES ARE SUBJECT TO CHANGE***
6			***ENTERPRISES HAS A NO RETURN POLICY***
7			
8			
9	PART	DESCRIPTION	DESCRIPTION #2
10	NUMBER		
712	WM902011SR	RUBBER BOOT / SPORTS RACER	
713	WM902013SR	RAIN LIGHT HARNESS EXTENSION	SPORTS RACER
714	WM902021	CAP-DOWN LOAD CABLE	
715	WM902127A	FE2 2.0L HD ALTERNATOR	RACE PROVEN
716	MZR2004	FE2 ALTERNATOR BRACKET	
717	WM903001	CABLE - BATTERY TO GROUND	
718	WM903002	CABLE - BATTERY TO MASTER	
719	WM903003	CABLE - MASTER TO STARTER	
720	WM904001	BATTERY BRACKET FRONT 15	
721	WM904002	BATTERY BRACKET REAR	
722	WM904003	BATTERY STRAP 15	
723	WM904004	BATTERY STRAP (O/C CLIP)	
724	WM904005	BATTERY COVER	
725	WM904007	AIR TEMP SENSOR	
726	WM904008	STARTER	
727	WM904008A	STARTER SOLENOID	
728	WM904008B	STARTER DRIVE	
729	WM904010	VOLTAGE REGULATOR	
730	WM904012	ALTERNATOR MOUNT	
731	WM904013	ALTERNATOR ADJUSTER	MOUNT
732	WM904015	ENGINE MANAGEMENT HARNESS	NO PIGTAIL
733	WM904016	TENSION LINK	
734	WM904018	MALE SNAP PLUG CONNECTOR	
735	WM904018A	FEMALE SNAP CONNECTOR	
736	WM904019	BUTT CONNECTOR	
737	WM904020	#10 RING TERMINAL	
738	WM904021	24" GROUND WIRE EXTENSION	
739	WM904022	NEW ALTERNATOR BELT	
740	WM904023	NEW ALT PULLEY 14 TOOTH	
741	WM904024	WATER TEMP SENSOR	
742	WM904025	FE2 ALTERNATOR PULLEY	2.0L
743	WM904026	FE2 CRANKSHAFT PULLEY	2.0L
744	WM904027	FE2 IDLER PULLEY	2.0L
745	WM904029	1/4 INCH RING TERMINAL	
746	WM904030	1/4 INCH MALE SPADE	
747	WM980485	OIL PRESSURE SENDER	
748	WM980902	2.0L CAM SENSOR	
749	WM990201SR	COIL MOUNT-ESR	2.3L HO
750	WM991899	CONNECTOR - CRANK SENSOR	
751	WM991900	CONNECTOR - FUEL INJECTOR	
752	WM991903	CONNECTOR ONLY - TPS	
753	WM991905	CONNECTOR - WATER TEMP	
754	WM991908	CONNECTOR - AIR TEMP	USE SRF # 991900
755	WM991910	CONNECTOR-RELAYS-PIGTAIL	
756	WM991915	BODY - FUEL PUMP CONNECTOR	FUEL PUMP SIDE
757	WM991916	PIN FOR BODY- FUEL PUMP	CONNECTOR-FUEL PUMP SIDE
758	WM991917	CONNECTOR - FUEL PUMP	HARNESS SIDE
759	WM991918	PIGTAIL - ENG HARNESS TO	CHASSIS HARNESS, ENGINE SIDE
760	WM991922	CRANK & CAM PLUG	DURATEC 2-PIN
761	WM991924	MOMENTARY BUTTON	FE2 HARNESS


	A	B	C
1	SCCA ENTERPRISES		
2	FORMULA/SPORTS RACER PARTS LIST		
3			
4			
5			***PRICES ARE SUBJECT TO CHANGE***
6			***ENTERPRISES HAS A NO RETURN POLICY***
7			
8			
9	PART	DESCRIPTION	DESCRIPTION #2
10	NUMBER		
762	WM992011	FE2 CRANK SENSOR ADAPTOR	2.0L
763	WM992012	MBE EEC 2.3L	
764	WM992013	CRANK POSITION SENSOR	
765	WM992014	CONNECTOR - UPRATED F/P	
766	WM992015	THROTTLE POSITION SENSOR	
767	WM992016	FORMULA COIL	
768	WM992017	CONNECTOR - COIL	
769	WM993001	ADAPTOR SERIAL TO ECU	FOR READING ECU
770	WM1190503	WIDEBAND KIT	
771	WM1190503A	WIDEBAND CONTROLLER KIT	WITH CONNECTOR
772			
773			
774		FASTENERS	
775	WM1006658	#20 LINED HOSE CLAMP	
776	WM1010000	FE/SR SUSPENSION	FASTENER KIT - AN
777	WM1010101	12M X 1.25 JETNUT	
778	WM1010102	12M X 1.5 JETNUT	
779	WM1010103	10M X 1.5 JETNUT	
780	WM1010104	8M X 1.25 JETNUT	
781	WM1010105	6M JETNUT	
782	WM1010106	4M JETNUT	
783	WM1010107	3/8 JETNUT	
784	WM1010108	5/16 JETNUT	
785	WM1010109	1/4-28 JETNUT	
786	WM1010110	10M X 1.5 X 40 BOLT	
787	WM1010111	5/16 -24 X 1.5 AN BOLT	
788	WM1010112	3/8-24 X 2.25 AN BOLT	
789	WM1010113	8M X 1.25 X 25 FLANGE BOLT	
790	WM1010114	8M X 1.25 X 30 FLANGE BOLT	
791	WM1010115	10M X12 X 60 SHOULDER BOLT	
792	WM1010116	5/16 AN WASHER 063	
793	WM1010117	3/8 AN WASHER 063	
794	WM1010118	3/8 WASHER EXTRA THICK	
795	WM1010119	8M X 1.25 X 35 FLANGE BOLT	
796	WM1010120	-8 TO -6 UNION - FUEL RAIL	
797	WM1010121	8M X 1.25 X 40 FLANGE BOLT	
798	WM1010122	22M X 1.5 EGR PLUG	
799	WM1010123	22M COPPER SEALING RING	
800	WM1010124	SPIROLOCK-WATER PUMP PULLEY	
801	WM1010125	8M X 1.25 X 20 SOCKET CAP	
802	WM1010126A	BARBED 90 DEG BREATHER	FITTING
803	WM1010127	9/16 COPPER SEALING RING	
804	WM1010128	14M X 1.5 X 45 BOLT 10.9	
805	WM1010129	9/16 EXTRA THICK WASHER	
806	WM1010130	90 DEGREE SCAVENGE PIPE	
807	WM1010131	#10 AN WASHER THICK	
808	WM1010132	#10 SEALING WASHER	
809	WM1010133	IDLER PLUG - TIMING COVER	
810	WM1010134	-10 CAP	
811	WM1010135	-12 CAP	

	A	B	C
1	SCCA ENTERPRISES		
2	FORMULA/SPORTS RACER PARTS LIST		
3			
4			
5			***PRICES ARE SUBJECT TO CHANGE***
6			***ENTERPRISES HAS A NO RETURN POLICY***
7			
8			
9	PART	DESCRIPTION	DESCRIPTION #2
10	NUMBER		
812	WM1010136	2 1/2 T-BOLT MUFFLER CLAMP	
813	WM1010136A	2 3/8 MUFFLER CLAMP	
814	WM1010137	10M HIGH LOCKNUT	
815	WM1010138	6M HIGH COLLAR SPLIT LOCK	
816	WM1010139	3/8-24 LH JAM NUT	
817	WM1010140	4M NYLOCK	
818	WM1010141	4M X 30 SOCKET CAP SCREW	
819	WM1010142	8M X 1.25 X 45 BOLT	
820	WM1010143SR	RUBBER WASHER - BODY MOUNT	
821	WM1010145	COLUMN APEX JOINT	
822	WM1010146	RING GEAR BOLT -CHECK DEPTH	MAKE SURE IT DOES NOT BOTTOM
823	WM1010147	WASHER FOR RING GEAR BOLT	
824	WM1010148	8M X 1.25 X 40 SOCKET CAP SC	
825	WM1010149	1/2 BSP SEALING WASHER	
826	WM1010150	1/2 SEALING CAP	
827	WM1010151	THROTTLE BODY SPRING - EACH	
828	WM1010152	5M X .8 X 16 BUTTON HEAD	
829	WM1010153	6M LOCK WASHER	
830	WM1010154	6M X 1.0 NUT	
831	WM1010155	10/32 X 1.25 FLATHEAD	
832	WM1010156	10/32 X 1 FLATHEAD	
833	WM1010157	6M X 1.0 X 70 FLATHEAD	
834	WM1010158	10/32 X 1/2 HEX HEAD MACHINE	SCREW
835	WM1010159	#10 FENDER WASHER	
836	WM1010160	4 X .7 X 10 BUTTON	
837	WM1010161	8/32 X 3/8 FLAT SOCKET HEAD	
838	WM1010162	SHAPED 5M WASHER	
839	WM1010163	10M X 1.5 X 30 BUTTON HEAD	SHIFT LEVER TO CHASSIS
840	WM1010164	8/32 X 1 FLAT HEAD ALLEN	
841	WM1010165	8/32 NYLOCK	
842	WM1010166	8/32 FLAT WASHER	
843	WM1010167	8/32 STOVER NUT	
844	WM1010168	8/32 X 1/2 SCS	
845	WM1010181	8M X 35 SOCKET HEAD	
846	WM1010211	5/16-24 X 3/4 COUNTERSUNK	
847	WM1010201	6M DOUBLE LUG ANCHOR	
848	WM1010202	5M ANCHOR NUT	
849	WM1010203	10/32 DOUBLE LUG ANCHOR NUT	
850	WM1010204	5M X .8 NUT	
851	WM1010205	5/16 HIGH COLLAR LOCK WASHER	
852	WM1010206	10M HIGH COLLAR LOCK WASHER	
853	WM1010207	#10 PRESSED WASHER	
854	WM1010208	6M SWAGED WASHER - FLOOR	
855	WM1010209	BALL STUD & CAP	REVERSE / NEUTRAL
856	WM1010210	CUP-REVERSE/NUETRAL	
857	WM1010211	5/16-24 X 3/4 COUNTERSUNK	
858	WM1010301	HINGE - COCKPIT SURROUND	
859	WM1010302	PIP PIN - 1/4 x 0.7	
860	WM1010303	DOWEL TRANS TO BELLHOUSING	
861	WM1010304	ENGINE BLOCK DOWEL	

	A	B	C
1	SCCA ENTERPRISES		
2	FORMULA/SPORTS RACER PARTS LIST		
3			
4			
5			***PRICES ARE SUBJECT TO CHANGE***
6			***ENTERPRISES HAS A NO RETURN POLICY***
7			
8			
9	PART	DESCRIPTION	DESCRIPTION #2
10	NUMBER		
862	WM1010305	10M - BANJO BOLT CALIPER	
863	WM1010306	BOLT, ROTOR TO HUB	AP ROTOR
864	WM1010307	RAWLNUT SWITCH PANEL MOUNT	
865	WM1010308	6M NYLON F/P WIRE INSULATOR	
866	WM1010309	RED PLASTIC BUSHING WATER	PIPE CROSSOVER
867	WM1010310	1/8 BSP RAD. BLANKING PLUG	
868	WM1010311	DZUS FASTENER MEDIUM	USE 1080735
869	WM1010312	DZUS SPRING	USE 1080757
870	WM1010313	TYWRAP	USE 1080938
871	WM1010315	8/32 X 1/2 BUTTON SOC SCREW	
872	WM1010316	10/32 X 7/8 BUTTON HEAD	
873	WM1010317	10M X 1.5 X 80 SOCKET CAP	
874	WM1010318	10M X 1.5 X 75 SOCKET CAP	BELLHOUSING TO FRAME LOWER
875	WM1010319	6M X 1 X 25 FLAT	
876	WM1010320	10M LOCK WASHER	
877	WM1010321	10/32 X 5/8 BUTTON HEAD	
878	WM1010322	-12 90 DEGREE PUSH ON ALUM	
879	WM1010323	-12 OIL HOSE 18"	
880	WM1010323A	-12 OIL HOSE PER INCH	
881	WM1010324	8M X 1.25 X 50 12.9 SOCKET	HEAD
882	WM1010325	6M X 1 X 10 BUTTON HEAD	
883	WM1010326	10/32 X .5 SOCKET CAP SCREW	
884	WM1010327	10/32 X .5 BUTTON HEAD	
885	WM1010328	8M X 1.25 X 25 SOCKET CAP	
886	WM1010329	5/16 - 24 X 2 SOCKET CAP SCR	
887	WM1010330	10M X 1.5 X 130 SOCKET CAP	
888	WM1010331	8M X 1.25 X 90 SOCKET CAP	THROUGH HUB WHEELBEARING
889	WM1010333	10M X 1.5 X 110 SOCKET CAP	
890	WM1010334	10M X 1.5 X 60 SOCKET CAP	
891	WM1010335	-10 45DEG PUSH ON	
892	WM1010336	-10 180DEG PUSH ON ALUMINUM	
893	WM1010337	-10 120DEG PUSH ON ALUMINUM	
894	WM1010338	-12 90DEG PUSH ON STEEL	
895	WM1010339	-10 90DEG PUSH ON	
896	WM1010341	6M X 1 X 30 FLAT	
897	WM1010342	6M X 1 X 25 SOCKET CAP	
898	WM1010343	6M X 1 X 16 BUTTON SKT SCRW	
899	WM1010344	10/32 X 3/4 FLAT SCKT SCREW	
900	WM1010345	5/32 X 1/8 POP RIVET ALU	
901	WM1010346	10M X 1.5 X 10 SET SCREW	
902	WM1010347	1/4 X 28 X 1.5 SKT CAP SCREW	
903	WM1010348	10M X 1.5 X 30 SKT CAP SCREW	
904	WM1010349	1/4-28 X 1.25 SKT CAP SCREW	
905	WM1010350	1/4-28 X 1 SOCKET CAP SCREW	
906	WM1010351	-6 STRAIGHT HOSE END	
907	WM1010352	6M X 1 X 20 FLAT	
908	WM1010353	6M X 1 X 12 FLAT	
909	WM1010354	10M X 1.5 X 45 SOCKET CAP	BELLHOUSING TO FRAME UPPER
910	WM1010355	1/4 28 X 1.5 7/8 SHANK SCS	
911	WM1010356	5/16 24 X 1.5 7/8 SHANK SCS	

	A	B	C
1	SCCA ENTERPRISES		
2	FORMULA/SPORTS RACER PARTS LIST		
3			
4			
5			***PRICES ARE SUBJECT TO CHANGE***
6			***ENTERPRISES HAS A NO RETURN POLICY***
7			
8			
9	PART	DESCRIPTION	DESCRIPTION #2
10	NUMBER		
912	WM1010357	5/16 24 X 1 3/8 1" SHANK	SCS
913	WM1010358	8M HI COLLAR LOCK	
914	WM1010359	1/4 AN THIN	
915	WM1010360	5/16 AN THIN	
916	WM1010361	5/16 X 1.5 1" SHANK SCS	
917	WM1010362	1/4 28 X 1 1/2 NAS - 19	
918	WM1010363	1/4 AN WASHER THICK	
919	WM1010364	1/4 28 X 1 7/16 NAS - 18	
920	WM1010365	5M X .8 X 16 SCS	
921	WM1010366	BANJO BOLT - 3/8-24	
922	WM1010367	10/24 X 1 1/4 SCS	
923	WM1010368	6M X 1 X 16 FLAT	
924	WM1010369	10/32 X 1 FLAT	
925	WM1010370	6M X 1.0 X 60 FLAT	
926	WM1010371	10/24 X 5/8 BUTTON HEAD	
927	WM1010372	10M X 1.5 X 90 SOCKET CAP	
928	WM1010373	5M X 10 BUTTON HEAD	
929	WM1010374	10/24 X 3/8 BUTTON HEAD	
930	WM1010375	-6 90 DEGREE FITTING	
931	WM1010376	-3 STRAIGHT BULKHEAD	
932	WM1010377	-10 TO 7/8 O-RING	
933	WM1010378	10M X 1.5 X 120 SCS	
934	WM1010379	8M X 1.25 X 140 SOCKET CAP	
935	WM1010380	5 X .8 X 35 SCS	
936	WM1010381	6 X 1.0 X 27 SCS	
937	WM1010382	8 X 1.25 X 40 SCS	
938	WM1010383	10/32 X 3/8 SCS	
939	WM1010384	10/32 X 5/8 SCS	
940	WM1010385	-6 90 DEGREE LOW CLEARANCE	
941	WM1010386	-6 45 DEGREE REUSABLE	
942	WM1010387	-6 120 DEGREE REUSABLE	
943	WM1010388	AVEX COUNTERSUNK RIVET	
944	WM1010389	3/8 - 24 X 1/2 HCS	
945	WM1010390	O-RING ADAPTER WINDOW	
946	WM1010391	O-RING FUEL/OIL SENSOR ADAPTOR	USED ON WM691939 & 938
947	WM1010401	O-RING, GAS CAP	
948	WM1010402	O RING - SEALING RING	OIL TANK HALVES
949	WM1010403	O RING	
950	WM1010404	O-RING OIL TANK SCAVENGE	
951	WM1010405	O RING - PISTON CLUTCH	RELEASE - OE-VD
952	WM1010405A	O RING NEW DESIGN PISTON	INNER
953	WM1010406	O RING NEW DESIGN PISTON	OUTER
954	WM1010407	O RING FUEL TOWER & WATER	PUMP
955	WM1010408	O RING OIL FILLER CAP	
956	WM1010409	O-RING - OIL PAN SCAVENGE	
957	WM1010410	O RING - FUEL RAIL	
958	WM1010411	O RING OIL IN -10	
959	WM1010412	O RING OIL IN PLATE	
960	WM1010413	O-RING OIL FILTER MOUNT	
961	WM1010414	USE WM1010407	

	A	B	C
1	SCCA ENTERPRISES		
2	FORMULA/SPORTS RACER PARTS LIST		
3			
4			
5			***PRICES ARE SUBJECT TO CHANGE***
6			***ENTERPRISES HAS A NO RETURN POLICY***
7			
8			
9	PART	DESCRIPTION	DESCRIPTION #2
10	NUMBER		
962	WM1010415	TY WRAP MOUNT WATER TUBE	
963	WM1010416	O-RING - OIL PUMP MANIFOLD	
964	WM1010417	O-RING TRANS TO BELLHOUSING	
965	WM1010501	CIRCLIP-FRONT LCA OUTER	
966	WM1010502	SPIROLOCK PENSKE BODY	
967	WM1010503	CIRCLIP SIZE 87	VD WHEEL NUT
968	WM1010503A	SPIROLOCK FF WHEEL NUT	
969	WM1010504	CIRCLIP DRIVESHAFT - OUTER	
970	WM1010505	SNAP RING - PENSKE EYE	
971	WM1010601	ANTI ROLL BAR BEARING	
972	WM1010602	BEARING - G/SHIFT - LEVER	
973	WM1010604	BEARING - REAR ROCKER	
974	WM1010605	THRUST BEARING	
975	WM1010606	TORRINGTON JOINT	NON APEX COLUMN
976	WM1010701	NEEDLE BRG - FRONT LEVER	
977	WM1010702	PEDAL PIVOT BUSH-CLUTCH	
978	WM1010703	PEDAL PIVOT BUSH-THROTTLE	
979	WM1010704	PEDAL PIVOT BUSH-BRAKE	SLEEVE
980	WM1010705	PEDAL BUSH	
981	WM1010707	STEERING COLUMN BUSH FORWARD	
982	WM1010709	BUSH STEERING COLUMN REAR	
983	WM1010710	BUSHING - BRASS EARLY RACK	
984	WM1010710A	BUSHING - PLASTIC LATE RACK	
985	WM1010711	BEARING - ALTERNATOR	
986	WM1010801	STUD - 10 X 1.5 X 125MM	ADAPTER TO G/BOX LONG
987	WM1010802	STUD 10 X 1.5 X 65MM	ADAPTER TO G/BOX SHORT
988	WM1010803	GEARBOX/ADAP. STUD UPPER	ENG FRAME TO CHASSIS
989	WM1010804	TOP ENGINE STUD	
990	WM1010806	STUD-LWR.ENG.MTG. to TUB	
991	WM1010807	STUD 14 X 1.5 -8 X 1.25 X115	REAR LEVER RETENTION
992	WM1010808	STUD FOR OIL PUMP AND	ALTERNATOR MOUNTING
993	WM1010901	HOSE CLIP O	
994	WM1010902	HOSE CLIP 1A	
995	WM1010903	HOSE CLIP 1X	
996	WM1010904	HOSE CLIP 2	
997	WM1010905	HOSE CLIP 3	
998	WM1010906	HOSE CLIP 3X	
999	WM1010907	HOSE CLIP 5	
1000	WM1010908	HOSE CLIP 7	
1001	WM1010909	#48 HOSE CLAMP-AIR FILTER	
1002	WM1010910	1 X .5 WEATHERSTRIP PER INCH	
1003	WM1010911	1/4 - 28 AN BOLT	
1004	WM1010912	1/4 AN WASHER - THICK	
1005	WM1010913	1/4 AN WASHER - THIN	
1006	WM1010914	-4 30 DEGREE PUSH ON	
1007	WM1010915	-4 45 DEGREE PUSH ON	
1008	WM1010916	-4 60 DEGREE PUSH ON	
1009	WM1010917	P-CLIP	FE2 HOSE TO MANIFOLD
1010	WM1010918	M10 X 1.5 X 60	
1011	WM1010919	M10 X 1.5 X 100	
1012	WM1010920	M10 WASHER	

	A	B	C
1	SCCA ENTERPRISES		
2	FORMULA/SPORTS RACER PARTS LIST		
3			
4			
5			***PRICES ARE SUBJECT TO CHANGE***
6			***ENTERPRISES HAS A NO RETURN POLICY***
7			
8			
9	PART	DESCRIPTION	DESCRIPTION #2
10	NUMBER		
1013	WM1010921	M5 X 14MM BUTTONHEAD	
1014	WM1010922	M6 X 14MM BUTTONHEAD	
1015	WM1011001	1/4 X 5/8 SPHERICAL BRG	
1016	WM1011002	5/16 X 11/16 SPHERICAL BRG	REAR UPPER INNER
1017	WM1011003	3/8 X 13/16 SPHERICAL BRG	FT UPPER / REAR UPPER OUTER
1018	WM1011004	1/2 X 1 1/8 SPHERICAL BRG	FRONT LOWER
1019	WM1011005	ROD END FOR STAYS	USE 580518
1020	WM1011006	SPHERICAL BEARING	
1021	WM1011008	5/16 R MALE X 1/4 BORE	
1022	WM1011008S	5/16 R MALE X 1/4 BORE	FOR STEERING ROD AT RACK
1023	WM1011009	3/8 R MALE ROD END 5/16 HOLE	
1024	WM1011010	7/16 MALE ROD END 3/8 HOLE	
1025	WM1011011	7/16 MALE ROD END 7/16 BORE	
1026	WM1011012	5/16 MALE LHT X 1/4 BORE	
1027	WM1011013	3/8 L MALE X 5/16 BORE	
1028	WM1011014	7/16 MALE LHT X 3/8 BORE	
1029	WM1011015	5/8 X 1 3/16 SPHERICAL BRG	REAR LOWER
1030	WM1011016	SPHERICAL BEARING FOR	FORMULA PENSKE
1031	WM1011017	ALUM THREADED BODY MOUNT	ROUND
1032	WM1011018	ALUM THREADED BODY MOUNT	SQUARE
1033	WM1011019	1/4 - 28 FEMALE ROD END	
1034	WM1011020	5/16 MALE ROD END TEFLON	
1035	WM1012000	CAMLOCK EJECTOR STRAP	
1036	WM1012001	CAMLOCK RECEPTICAL #16	
1037	WM1012002	CAMLOCK STUD #14	
1038	WM1012003	CAMLOCK STUD #18	
1039	WM1012004	CAMLOCK RET WASHER	
1040	WM1012005	CAMLOCK GROMMET	
1041	MZR2013	M6 X 1 X 15 SHCS	
1042	MZR2014	SELF TAPPING 8-16 X 1/2	
1043	MZR2016	M8 X 1.25 X60 FLG HD SCRW	
1044			
1045			
1046			
1047			
1048			
1049			
1050			