







	A	B	C
1	SCCA ENTERPRISES		
2	SPEC RACER FORD PARTS LIST		
3			
4			
5			
6			***ENTERPRISES HAS A NO RETURN POLICY***
7	Part #	DESCRIPTION	EXTENDED DESCRIPTION
8			
9			
10		FRAMES, BRACKETS & BODY	
11	G1180001	G3 SPEC RACER FORD	COMPLETE CAR KIT
12	1139003	FRONT MOUNT TO FRAME W/BUSH	
13	1180004	FRAME ASSBY- ALL BRACKETS	NO ALUMINUM
14	1180005	FRAME ASSY WITH FLOOR AND	COCKPIT ALUMINUM
15	1180038	BODY ASSEMBLY - FRONT	
16	1180047	BODY ASSEMBLY - CENTER	
17	1180054	BODY ASSEMBLY - REAR	
18	1180100	DASH BOARD KIT W/HOLES	
19	1180101	DASH BOARD KIT BLANK	
20	1180102	MIRROR BRACKET ASSY.	
21	1180103	NEW DASH WINDSCREEN KIT	W MOUNTING HDWR
22	1180274	BEAD SEAT SHELL KIT	INCLUDES SIDE SEAT SUPPORT
23	1190600	REAR LOWER ASSY, SHOCK AND	CONTROL ARM MOUNTS
24	1190601	FRAME ASSEMBLY FRONT LOW	
25	1190602	FRAME ASSEMBLY REAR LOWER	CENTER
26	1190603	FRAME ASSEMBLY VERTICAL	W SWAY BAR AND TOE REAR RH
27	1190604	FRAME ASSEMBLY VERTICAL	W SWAY BAR AND TOE REAR LH
28	1190605	FRAME ASSY DIAG R UCA RH	
29	1190606	FRAME ASSY DIAG R UCA LH	
30	1190607	FRAME ASSY REAR LOWER L	
31	1190608	FRAME ASSY REAR LOWER R	
32	1190609	RH SIDE POD RECTANGLE	
33	1190610	LH SIDE POD RECTANGLE	
34	1190611	RH REAR QUAD SPIDER 4 PARTS	LOOSE
35	1190612	LH REAR QUAD SPIDER 4 PARTS	LOOSE
36	1190613	FRONT FRAME PC. W STEERING RACK BRKTS	
37	180000	SRF CHASSIS ID PLATE	
38	180004	SEE FRAME DIAGRAM	
39	180005	SEE FRAME DIAGRAM	
40	180006	SEE FRAME DIAGRAM	
41	180007	SEE FRAME DIAGRAM	
42	180007-4	SEE FRAME DIAGRAM	
43	180008	SEE FRAME DIAGRAM	
44	180009	SEE FRAME DIAGRAM	
45	180011	UPPER FRAME RAIL 1in TUBE	
46	180012	SEE FRAME DIAGRAM	
47	180013	SEE FRAME DIAGRAM	
48	180014	SEE FRAME DIAGRAM	
49	180015	SEE FRAME DIAGRAM	
50	180016	SEE FRAME DIAGRAM	
51	180017	SEE FRAME DIAGRAM	
52	180018	SEE FRAME DIAGRAM	
53	180019	SEE FRAME DIAGRAM	
54	180020	SEE FRAME DIAGRAM	
55	180021	SEE FRAME DIAGRAM	
56	180022	SEE FRAME DIAGRAM	
57	180023	SEE FRAME DIAGRAM	
58	180024	SEE FRAME DIAGRAM	
59	180025	SEE FRAME DIAGRAM	
60	180026	SEE FRAME DIAGRAM	
61	180027	SEE FRAME DIAGRAM	
62	180028	SEE FRAME DIAGRAM	


	A	B	C
1	SCCA ENTERPRISES		
2	SPEC RACER FORD PARTS LIST		
3			
4			
5			
6			***ENTERPRISES HAS A NO RETURN POLICY***
7	Part #	DESCRIPTION	EXTENDED DESCRIPTION
8			
9			
63	180029	ROLLBAR, DRIVER	
64	180030	ROLLBAR BRACE REAR LH	
65	180031	ROLLBAR BRACE F LH	
66	180032	DASH ROLL HOOP	
67	180033	ROLL BAR PADDING	
68	180035	SEE FRAME DIAGRAM	
69	180037	SEE FRAME DIAGRAM	
70	180062	BRACKET STEERING COLUMN	
71			
72		MODULAR 6 PC NOSE & PARTS	
73	180080	MODULAR 6 PC NOSE	COMPLETE WITH CLAMPS
74	180081	CENTER FRONT NOSE	
75	180082	RH FRONT FENDER	
76	180083	RH REAR FENDER	WITH FENDER WALL ATTACHED
77	180084	LH FRONT FENDER	
78	180085	LH REAR FENDER	WITH FENDER WALL ATTACHED
79	180086	REAR CENTER NOSE W RADIATOR INTAKE	
80	180087	RADIATOR INTAKE	REPLACEMENT
81	180088	RH FENDER WALL	REPLACEMENT
82	180089	LH FENDER WALL	REPLACEMENT
83			
84		FRAMES, BRACKETS & BODY	
85	180100	DASH BOARD ONLY W/HOLES	
86	180101	DASH BOARD ONLY BLANK	
87	180110	PEDAL MOUNTING SUPPORT	
88	180135	BRACKET MASTER CYLINDER	
89	180145	BRACKET CLUTCH & BRAKE HOSE	
90	180170	PANEL HEADREST/STOPLIGHT	
91	180178	BRACKET SHOULDER HARNESS	
92	180180	BRACKET REAR STABILIZER BAR	MOUNT LEFT
93	180181	SLEEVE LCA MOUNTING	
94	180183	BKT REAR UCA MOUNT LR/RF	QA
95	180184	BRKT REAR UCA MOUNT LF/RR	
96	180185	BRACKET STABILIZER BAR MOUNT	
97	180189	BRKT FRONT UCA MOUNT LR/RF	
98	180190	BRKT FRONT UCA MOUNT LF/RR	
99	180191	BRACKET STEERING RACK	
100	180192	TRAY BATTERY MOUNT	
101	180196	BRACKET CENTER BODY MOUNT	REAR INNER
102	180197	BRACKET CENTER PIN GUIDE	
103	180198	BRACKET CENTER F MOUNT	
104	180199	BRACKET FRONT PIN MOUNT	
105	180221	90 DEG. SHIFTER STEP BRKT	
106	180235	REINFORCEMENT PLATE	PEDAL ADJ, SHIFT SUPPORTS
107	180262	CLEAR SILICONE	
108	180265	BRACKET SEAT BELT FRAME	
109	180266A	BUTLER SEAT	VELOUR COVER
110	180267A	BUTLER HEAD RESTRAINT SYSTEM	SILVER NEW STYLE
111	180267B	BUTLER HEAD RESTRAINT SYSTEM	BLACK NEW STYLE
112	180268	BUTLER SEAT - Standard	
113	180268-6P	6 POINT BAR ASSEMBLY	WELDS TO BUTLER SEAT
114	180268A	BUTLER SEAT - Custom	
115	180268B	BUTLER SEAT- NEW	HANS MODIFICATION


	A	B	C
1	SCCA ENTERPRISES		
2	SPEC RACER FORD PARTS LIST		
3			
4			
5			
6			***ENTERPRISES HAS A NO RETURN POLICY***
7	Part #	DESCRIPTION	EXTENDED DESCRIPTION
8			
9			
116	180268C	BUTLER SEAT- YOURS	HANS MODIFICATION
117	180268VC	VELOUR COVER	
118	180269	LEG EXTENSIONS PAIR-BUTLER	
119	180270	SHOULDER EXTENSIONS PAIR	BUTLER
120	180271	SIDE HEADREST EXTENSION PAIR	ATTACHES TO BUTLER SEAT
121	SR94530-0	SCHROTH FLEXI 2x2 SEAT BELTS	REQUEST COLOR
122	180272	FIBERGLASS SEAT	
123	180273	SEAT STRAP	
124	180274	FIBERGLASS BEAD SEAT SHELL	
125	180929	SIDE SEAT SUPPORT-BEAD SEAT	NARROW
126	180275	ROLLBAR BRACE REAR RH	
127	180276	ROLL BAR DIAGONAL	
128	180277	SEE FRAME DIAGRAM	
129	180278	SEE FRAME DIAGRAM	
130	180280	STUD FOR BALLAST	
131	180293	SLEEVE LOWER SHOCK MOUNT	
132	180317	BRACKET ENGINE MOUNT	
133	180330	BRACKET REAR BODY PIN LH	
134	180331	BRACKET REAR BODY PIN RH	
135	180334	SEE FRAME DIAGRAM	
136	180335	SEE FRAME DIAGRAM	
137	180336	SEE FRAME DIAGRAM	
138	180337	SEE FRAME DIAGRAM	
139	180338	SEE FRAME DIAGRAM	
140	180339	SEE FRAME DIAGRAM	
141	180340	SEE FRAME DIAGRAM	
142	180344	SEE FRAME DIAGRAM	
143	180345	SEE FRAME DIAGRAM	
144	180346	ROLLBAR BRACE F RH	
145	180354	SUPPORT PLATE PEDAL CAST	
146	180355	MASTER CYLINDER MOUNT	
147	180427	BRAKE/TAIL LIGHT	
148	180428	HOUSING BRAKE/TAIL LIGHT	
149	180429	GASKET BRAKE/TAIL LIGHT	
150	180432	FOOT PAN	ALUMINUM
151	180433	FOOT PAN	STAINLESS STEEL
152	180434	FLOOR PAN FRONT HALF	
153	180434B	FLOOR PAN REAR HALF	SHIPS BY TRUCK ONLY
154	180435	PANEL COCKPIT SIDE R	
155	180436	PANEL COCKPIT SIDE L	
156	180437	PANEL COCKPIT REAR	FIREWALL
157	180437A	FIREWALL	W/O SEAT BELT HOLE
158	180438	PANEL FUEL TANK COVER	
159	180439	PANEL COCKPIT FRONT	
160	180440	PANEL SIDE POD REAR	
161	180441	PANEL STEP SHIFT LINK	
162	180463	BRACKET REAR STABILIZER BAR	MOUNT RIGHT
163	180474	SHOULDER FILLER PANEL	
164	180475	SHOULDER BELT FRAME MOD	WELD ON
165	180510	STEEL PLATE, FUEL CELL FLOOR	
166	180511	FIRE EXTINGUISHER MOUNT	USE G180511
167	180512	BRACKET FIRE EXTINGUISHER	
168	180513	DASH FORWARD TUBE LH	


	A	B	C
1	SCCA ENTERPRISES		
2	SPEC RACER FORD PARTS LIST		
3			
4			
5			
6			***ENTERPRISES HAS A NO RETURN POLICY***
7	Part #	DESCRIPTION	EXTENDED DESCRIPTION
8			
9			
169	180514	DASH FORWARD TUBE RH	
170	180515	GUSSETT ROLL BAR BRACE F	
171	180537	PIN BODY MOUNT SHORT	
172	180538	PIN BODY MOUNT LONG	
173	180539	CUSHION BODY THIN	
174	180541	RECHARGE KIT FOR AFFF	FIRECHARGER AND ESS
175	180542	FIRE EXT SYSTEM - AFFF	
176	180542A	FIRE EXT SYSTEM - LIFELINE	
177	180542B	CLAMP MTG PAIR FOR ESS	
178	180542C	LIFELINE SRF BOTTLE ONLY	
179	180542D	MTG CLAMP FOR LIFELINE-EACH	
180	180543	TUBING KIT FOR FIRE BOTTLE	FOR HALON SYSTEM ONLY
181	180543A	TUBING FOR LIFELINE	
182	180544	TUBING FOR AFFF SYSTEM ONLY	
183	180545	FIRE EXTINGUISHER CABLE	STRANDED WIRE CORE
184	180546	FIRE EXTINGUISHER CABLE	SOLID CORE
185	180547	NEW 4.0L FIRE EXTINGUISHER-LIFELINE	4.0L PRESSURIZED
186	180557	RUB RAIL LH	
187	180558	RUB RAIL RH	
188	180559	RUB RAIL TAB	
189	180645	BRACKET FIRE CABLE MOUNT	
190	180671	PIN, TAIL LOCATING	
191	180671A	PIN, TAIL LOCATING W/DISC	
192	180672	SHOCK DOUBLER REAR	
193	180673	SHOCK DOUBLER FRONT	
194	180696	BRACKET COOL TUBE	
195	180706	BRACKET ASSEMBLY FRONT INNER	RH
196	180707	BRACKET ASSEMBLY FRONT INNER	LH
197	180719	CUSHION BODY THICK	USE 2 X 180539
198	180775	BRACKET ASSEMBLY F LCA L	
199	180776	BRACKET ASSEMBLY F LCA R	
200	180782	RIN LCA BRACKET TO FRAME	
201	180813	BRACKET R TOE LINK LH	
202	180814	BRACKET R TOE LINK RH	
203	180815	BRACKET R STRUT	
204	180906	HORIZONTAL BRACE	
205	180907	TALLMAN HOOP ONLY	
206	180907A	EXTRA TALL HOOP	
207	180908	TALLMAN BRACE	
208	180908A	BRACE FOR EXTRA TALL HOOP	180907A
209	180916	HEADREST	
210	180917	DECAL "E" FIRE BOTTLE	
211	180927	SEAT SUPPORT	
212	180929	SIDE SEAT SUPPORT-BEAD SEAT	NARROW
213	190003	MIRROR - LH CONVEX	
214	190004	MIRROR - RH CONVEX	
215	190006	MIRROR AND DASH CLAMP	
216	190006A	HEAD SURROUND CLAMP	
217	190008	THREADED ADAPTER - MIRROR	RH THREAD
218	190008A	THREADED ADAPTER - MIRROR	LH THREAD
219	190009	SEE FRAME DIAGRAM	
220	190023	MIRROR EXTENSION - SMOOTH	
221	190024	MIRROR EXTENSION - THREADED	


	A	B	C
1	SCCA ENTERPRISES		
2	SPEC RACER FORD PARTS LIST		
3			
4			
5			
6			***ENTERPRISES HAS A NO RETURN POLICY***
7	Part #	DESCRIPTION	EXTENDED DESCRIPTION
8			
9			
222			
223		STEERING SUSPENSION	
224	1010100	7/16 MALE RH ROD END TEFLON	AT STEERING RACK
225	1010102	7/16 LH HIGH MIS ROD END	
226	1120001	WELD WHEEL BOLT KIT	
227	1120487	STEERING SHAFT LOWER	
228	1128073	EASY ADJUST STRG ARM KIT FRT	
229	1128075	EASY ADJUST TOE LINK KIT R	
230	1128502	RACK AND PINION ASSY	
231	1180083A	UCA ASSEMBLY TUBULAR LH	
232	1180086A	UCA ASSEMBLY TUBULAR RH	
233	1180089	UPPER BALL JOINT ASSEMBLY	
234	1180090	PENSKE SHOCKS W/BUMPERS	
235	1197035	HUB ASSEMBLY	
236	200170	WHEEL STUD LONGER	
237	200436	WHEEL BEARING	
238	236414	UPPER BALL JOINT	
239	236415	BALL JOINT BOOT ONLY	
240	261141	TIE ROD END	
241	261142	TIE ROD STUD	
242	261143	TIE ROD RADIUS WSHR SET/4	
243	261144	TIE ROD TURNBUCKLE	
244	277029	DEFLECTOR DRIVE AXLE	
245	277033	STEERING KNUCKLE RF/LR	
246	277034	STEERING KNUCKLE LF/RR	
247	277759	SNAP RING - WHEEL BRG	RETAINER
248	277760	WHEEL BEARING RETAINING WIRE-THIN	
249	280071	CLEVIS TIE ROD FRONT	
250	280072	LINK, TIE ROD FRONT	
251	280073	LINK, TURNBUCKLE FRONT 8.5	
252	280074	LINK, TIE ROD REAR	
253	280075	LINK, TURNBUCKLE REAR 9.625	
254	280081	GREASE ZERK, ST., 1/4-28	
255	280082	RETAINER FRONT WHEEL BEARING	OUTER
256	280092	SHIM UCA MOUNTING	
257	280095A	BRACKET UBJ - UPGRADED	
258	280099	LINK FRONT STABILIZER BAR	
259	280101	STABILIZER BAR	
260	280103	BLOCK STABILIZER BAR (EACH)	
261	280109	LINK STABILIZER BAR REAR	
262	280286	SHIM STEERING RACK THIN	
263	280287	SHIM STEERING RACK STD	
264	280288	WASHER SPECIAL 7/16	LCA TO FRAME
265	280291	TUBE-UCA PIVOT	
266	280365	ROD END 7/16 MALE RH	
267	280375	ROD END 5/16 MALE RH	
268	280376	ROD END 5/16 MALE LH	
269	280387	FRONT SPRING, 275 lbs.	10" lg x 2 1/4 I.D.
270	280390	REAR SPRING, 425 lbs,	10" lg x 2 1/4" I.D.
271	280392C	STEERING WHEEL - MOMO OPEN TOP	
272	280392K	STEERING WHEEL - "DRIVEN" CLOSED SUEDE	FLAT ON TOP & BOTTOM
273	280392M	STEERING WHEEL - MOMO CLOSED TOP	
274	280393	BUSHING UCA PIVOT	


	A	B	C
1	SCCA ENTERPRISES		
2	SPEC RACER FORD PARTS LIST		
3			
4			
5			
6			***ENTERPRISES HAS A NO RETURN POLICY***
7	Part #	DESCRIPTION	EXTENDED DESCRIPTION
8			
9			
275	280396	PENSKE SHOCK ONLY	
276	280397F	ROD END ADJUST LBJ FRONT	
277	280397R	ROD END ADJUST LBJ REAR	
278	280398	SPLIT COLLAR STABILIZER BAR	
279	280399	PENSKE PLASTIC CAP	
280	280401	PENSKE SPRING PERCH LOWER	
281	280402	PENSKE SPRING PERCH UPPER	
282	280403	SHOCK TOP EYE PENSKE	
283	280404	MONOBALL - PENSKE	
284	280405	SPIROLOCK FOR PENSKE	
285	280407	SCCA BUMP STOP	NEW IN STOCK
286	280469	STEERING SHAFT UPPER	
287	280470	STEERING SHAFT UPPER XL	3" LONGER NO HOLES IN DISC
288	280470A	STEERING SHAFT UPPER XL	3" LONGER W HOLES IN DISC
289	280490	RETAINER STEERING SHAFT	
290	280491	BEARING STEERING SHAFT	
291	280500	10 TOOTH PINION GEAR	
292	280502A	STEERING RACK FF	RACK,HSG,MOUNTS ONLY
293	280503	RACK CLAMP/MOUNT ALLUMINUM	
294	280504	STEERING RACK SEAL-PINON SHAFT	
295	280505	STEERING RACK END SEAL	
296	280506	STEERING RACK BEARING	
297	280548	BUSHING-SWAY BAR	
298	280555	ROD END 7/16 MALE LH	
299	280588	SPACER UPPER SHOCK	
300	280623	WASHER SHOCK ABSORBER	LOWER SHOCK
301	280650	CLEVIS STABILIZER BAR	
302	280651	SWAY BAR DOUBLE NUT	
303	280697	SPACER SHOCK TO FRAME	
304	280716	WASHER HIGH ANGLE	
305	280717	SHIM TOE LINK	
306	280853	BOOTS (2) - STEERING RACK	
307	280854	RACK LUBE	
308	280900A	RETAINER, F WHEEL BRG INNER	UPDATED
309	280910	STEERING RACK BOOT WASHER	
310	290535	STEEL WHEEL FRONT-SILVER	
311	290536	STEEL WHEEL REAR-SILVER	
312	290537	CAST FRONT WHEEL - SILVER	
313	290537B	CAST FRONT WHEEL - BLACK	
314	290538	CAST REAR WHEEL - SILVER	
315	290538B	CAST REAR WHEEL - BLACK	
316	296074	STUD WASHER, NEW	
317	296075	LCA FRONT, WITH PADDLE	
318	296075L	LCA FRONT, WITH PADDLE (LONG VERSION)	1/2" LONGER
319	296104	LCA REAR, WITH PADDLE	
320	296104L	LCA REAR, WITH PADDLE (LONG VERSION)	1/2" LONGER
321	296184	STUD, NEW, LOWER BALL JOINT	
322	296293B	BENT STRUT "B" REAR LEFT	
323	296294	LOCATING ARM R, STRAIGHT	RIGHT SIDE ONLY
324	296295	LOCATING ARM F, STRAIGHT	
325	296661	1/2 LH CLEVIS	
326			
327		ENGINE, DRIVE LINE	


	A	B	C
1	SCCA ENTERPRISES		
2	SPEC RACER FORD PARTS LIST		
3			
4			
5			
6			***ENTERPRISES HAS A NO RETURN POLICY***
7	Part #	DESCRIPTION	EXTENDED DESCRIPTION
8			
9			
328	1139101A	2 PIECE LOWER TRANS MOUNT	
329	1139201	TRANS MOUNT UPPER W/BUSH	
330	1139301A	UPPER ENGINE MOUNT W/BUSH	
331	1180017	FRONT SHIFT U-JOINT	
332	1180018	REAR SHIFT U-JOINT	
333	1180027	DYNO ONLY - LABOR	
334	380231	CRUSH TUBE SHIFT LEVER	
335	380236	SHIFT LINKAGE SLEEVE	
336	380308	CRUSH TUBE	
337	380397	ROD END 5/8 MALE RH	
338	380405	SPIROLOCK SHIFT LINK	
339	380406	GEAR SHIFT LEVER KNOB	
340	380407	BUSHING SHIFT BELLCRANK	
341	391004	BUSHING IN ENG/TRANS MOUNTS	
342	391108	REAR FRAMETRANS MOUNT	
343	391108A	REAR FRAME MOUNT GUSSET	
344	391201B	UPPER TRANS MOUNT SHIM	
345	391207	LEFT FRAME UPPER TRANS MOUNT	
346	391307	RIGHT FRAME BRACKET	
347	391606	HANGER, RUBBER	
348	391609	FRAME HANGER	
349	391810	HEADER TANK SUPPORT BRACKET	
350	392499	OIL ADAPTER O-RING	
351	392540	PIVOT ARM FOR SHIFTER	
352	392541	LEVER, GEAR SHIFT	
353	392542	LINK -SHIFT FRONT	
354	392545	PIVOT SUPPORT BRACKET	
355	392546	BRACKET, SHIFT LEVER	
356	392547	LINK -SHIFTER REAR	
357	392605	REPLACEMENT AXLE SHAFT-LONG	
358	392606	REPLACEMENT AXLE SHAFT-SHORT	
359	392610	SPEED SENSOR PLUG	
360	398102	INNER BOOT KIT- FITS TRILOBE	WITH METAL OR PLASTIC RING
361	398103	RUBBER GASKET, INNER JOINT,	FOR OLD STYLE METAL RING
362	398104	LARGE CLAMP #80 ADJUSTABLE	
363	398105	SMALL CLAMP # 35	
364	398106	TRIPOD RET WIRE-ROUND JOINT	
365	398108	INNER CV JOINT ASSY	
366	398109	SPRING CLIP - INNER JOINT	TO TRANSMISSION
367	398113	TRIPOID FOR INNER JOINT	FITS TRILOBAL JOINT ONLY
368	398115	PLASTIC INNER BOOT ADAPTER	
369	398197	LARGE CLAMP #86 ADJUSTABLE	
370	398199	TRILOBE INNER BOOT KIT	DIRECT TO HOUSING
371	398200	CIRCLIP - OUTER JOINT	TO AXLE SHAFT
372	398201	OUTER CV JOINT ASSY	
373	398202	OUTER BOOT KIT WILL ALSO FIT	NEW ROUND INNER 4-18-05
374	398202A	HIGH TEMP BLUE BOOT KIT	W/ CLAMPS - NO GREASE
375	398203	LARGE CLAMP # 92 ADJUSTABLE	
376	398207	SNAP RING - INNER JOINT	TO AXLE SHAFT
377	398208	CV GREASE	
378	398208A	HIGH PERFORMANCE GREASE	TUBE DOES 3 JOINTS
379	398210	GASKET FOR PLASTIC ADAPTOR	
380			

	A	B	C
1	SCCA ENTERPRISES		
2	SPEC RACER FORD PARTS LIST		
3			
4			
5			
6			***ENTERPRISES HAS A NO RETURN POLICY***
7	Part #	DESCRIPTION	EXTENDED DESCRIPTION
8			
9			
381		COOLING SYSTEM	
382	1180801	OVERFLOW BOTTLE KIT	
383	400715	RETAINING O-RING-EXPANSION	BOTTLE
384	462801	COOLANT RECOVERY BOTTLE	
385	462803	COOLANT RECOVER BRKT	
386	462804	1/4 BARB. 1/8 PIPE FITTING	
387	462805	16 LB. RADIATOR CAP ON	ALUMINUM HEADER TANK
388	464692	20 LB RADIATOR CAP ON	RADIATOR
389	480444	BAFFLE RADIATOR UPPER RH	
390	480445	BAFFLE RADIATOR UPPER LH	
391	480446	BAFFLE RADIATOR LOWER RH	
392	480447	BAFFLE RADIATOR LOWER LH	
393	480448	BAFFLE NOSE PAN	
394	480450	RADIATOR SCREEN	
395	480451	STRUT UPPER RADIATOR ROD	
396	480454	RADIATOR STRAP	
397	480456	STRUT LOWER BAFFLE Z	
398	480457	BRACKET RADIATOR-BODY	
399	480462	BAFFLE RADIATOR REAR	
400	480464	BAFFLE RADIATOR UPPER LH SCCA RADIATOR	MUST USE THIS BAFFLE W SCCA RAD.
401	480465	RADIATOR SCCA	NEW SCCA RADIATOR
402	480466	RADIATOR	SUBARU BRAT
403	480467	BRACKET RADIATOR SIDE LH	
404	480468	BRACKET RADIATOR SIDE RH	
405	480469	BRACKET RADIATOR SIDE LH	SCCA RADIATOR
406	480470	SCCA RADIATOR BLEED PLUG	ALUMINUM CLEAR ANODIZED
407	480505	OIL COOLER EXHAUST PANEL	
408	480679	FOAM TAPE	
409	480892	BAFFLE (RUBBER) TOP RADIATOR	
410	480893	BAFFLE (METAL) TOP RADIATOR	
411			
412		FUEL SYSTEMS	
413	1150001	IN CELL FUEL SUPPLY LINE KIT	
414	1150002	IN TANK FUEL PUMP KIT	
415	1158625	FUEL CELL ASSEMBLY W/TANK	
416	580122	ACCELERATOR PEDAL	
417	580123	STUD - THROTTLE CABLE	TO ACCELERATOR PEDAL
418	580518	10/32 FEMALE ROD END - ACCEL	CABLE AND FORMULA STAY
419	580624	FUEL CELL BLADDER WITH FOAM	AND OVAL GASKET
420	580625	FUEL CELL ASSEMBLY	
421	580626	CUT FOAM KIT - ATL BLADDER	
422	580627	FUEL CELL ROUND GASKET	
423	580628	FUEL CELL OVAL GASKET	
424	580629	FUEL CELL ALCOHOL RESISTANT	INQUIRE
425	580630	FUEL CELL RETAINER TAB	
426	580643	RECESS FUEL FILL ASSEMBLY	
427	580940	FUEL CELL CAP	
428	580941	GASKET FOR 580940	
429	590630	FLAPPER VALVE - FUEL CELL	FUEL SAFE 3 1/4 OD 3/16 HOLE
430	590631	FLAPPER VALVE - FUEL CELL	ATL 3 3/8 OD 3/8 HOLE
431	WM591901A	UPDATE FUEL PUMP - IN CELL	
432	WM591913	FUEL FILTER - IN CELL	
433	WM591914	PUMP SLEEVE	

	A	B	C
1	SCCA ENTERPRISES		
2	SPEC RACER FORD PARTS LIST		
3			
4			
5			
6			***ENTERPRISES HAS A NO RETURN POLICY***
7	Part #	DESCRIPTION	EXTENDED DESCRIPTION
8			
9			
434	591902	ADJUSTABLE FUEL PRESS	REGULATOR
435	591903	F/P REGULATOR SPRING	
436	591904	VACUUM PORT ADJUSTER	
437	591905	O-RING ADJ. F/P REGULATOR	
438	591906	WASHER / GASKET	ADJ. F/P REGULATOR
439	591914A	IN TANK F/P BRACKET	
440	591917	FILLER NECK BRACKET	
441	591918	O-RING FITS FUEL FILTER CANISTER	LG END CAP
442	591919	O-RING FUEL FILTER CANISTER	END FITTING TO END CAP
443	591922	FUEL ROLL OVER VALVE	CHECK VALVE
444	591930	THROTTLE BODY - USED	
445	591990	FUEL SURGE BOX KIT	
446	592304	IDLE AIR CONTROL VALVE	
447	598005	FUEL FILTER ELEMENT	
448			
449		LINES, HOSES & TUBES	
450	1168001	BRAKE HARD LINE KIT WITH	TEE'S AND UNIONS
451	1168002	BRAKE/CLUTCH HARD LINE	HARDWARE KIT
452	680136	BRAKE LINE-FRONT M/C HOSE	TO TEE
453	680137	BRAKE LINE - TEE TO L/F	
454	680138	BRAKE LINE - TEE TO R/F	
455	680140	BRAKE LINE - REAR M/C HOSE	TO REAR TEE
456	680141	BRAKE LINE - TEE TO L/R	
457	680143	CLUTCH LINE FROM M/C HOSE	TO SLAVE HOSE
458	680415	BRAKE HOSE FRONT M/C LH	
459	680415A	SS LINE CENTER CYL W/PORT	FOR BRAKE LIGHT SWITCH
460	680417	SS BRAIDED HOSE CLUTCH M/C	
461	680418	SS BRAIDED HOSE CLUTCH S/C	
462	680423	SS BRAIDED HOSE REAR M/C RH	
463	680424	SS BRAIDED LINE TO CALIPER	
464	680425	SS BRAIDED BRAKE HOSE	SET W/O BRAKE SWITCH
465	680425A	SS BRAKE AND CLUTCH LINE KIT	FOR HYLDRALIC BRAKE SWITCH
466	680427	10M MALE TO -3 FITTING	
467	680428	3/8 INV MALE TO -3 FITTING	
468	680430	BRAKE LINE TEE	
469	680449	RADIATOR COOLANT HOSE RIGHT	
470	680450	RADIATOR COOLANT HOSE LEFT	
471	680458	COOLANT TUBE	
472	680503	OIL COOLER FITTING 1/2 X -8	
473	680615	FIRE EXTINGUISHER NOZZLES	FOR HALON SYSTEM ONLY
474	680616	FIRE EXTINGUISHER NOZZLE	FOR SPA AFFF SYSTEM ONLY
475	680617	TEE FOR SPA AFFF SYSTEM ONLY	
476	680618	NOZZLE FOR ESS AFFF SYSTEM	
477	680619	NOZZLE FOR LIFELINE	
478	680620	T CONNECTOR - LIFELINE	
479	680800	-8 STRAIGHT FITTING	BOTTOM LEFT COOLANT TANK
480	680801	-12 FITTING 45 DEG PUSH ON	
481	680806	10 FT. HOSE - COOLANT	OVERFLOW
482	680836	BRAKE LINE - REAR TEE	TRANSVERSE TO UNION
483	680837	BRAKE LINE UNION REAR	
484	680838	BRAKE LINE - UNION TO R/R	
485	691903	-6 90 DEGREE FITTING	FUEL/WATER LINES
486	691908	-6 BULKHEAD FITTING	


	A	B	C
1	SCCA ENTERPRISES		
2	SPEC RACER FORD PARTS LIST		
3			
4			
5			
6			***ENTERPRISES HAS A NO RETURN POLICY***
7	Part #	DESCRIPTION	EXTENDED DESCRIPTION
8			
9			
487	691909	-6 BULKHEAD NUT	
488	691912	-6 NYLON WASHER	
489	691921	-6 45 DEGREE FITTING	FUEL/WATER LINES
490	691922	FITTING FEM -6 TO 5/16" HOSE	
491	691923	-6 TUBE NUT	
492	691924	IN TANK CORUGATED LINE	WITH CLAMPS
493	691925	-6 AN METAL CAP	
494	691926	-6 AN 90 DEGREE RUN	
495	691927	-6 MALE UNION	
496	691928	-6 STRAIGHT FEMALE P/O ALUM	WATER LINES
497	692406	-8 PIPE REMOTE	SANDWICH PLATE FITTINGS
498	692410	-8 90 DEGREE FITTING PUSH ON	WATER RETURN HOSE (1) /OIL COOLER LINES (2)
499	698001A	-6 FUEL HOSE PER INCH	
500	698002A	-8 OIL HOSE PER INCH	
501			
502		CLUTCH & TRANSMISSION	
503	1170002	TRANS REBUILD SEAL KIT	GBX#
504	1170003	TRANS NEW SEAL KIT	GBX#
505	1180802	.MAZDA 5TH GEAR ASSY	
506	392601	TRANS FILL PLUG SPEED SENSOR	
507	700001	CORE TRANSMISSION	
508	710100	3RD GEAR SET - STRAIGHT CUT	LIBERTY
509	710101	4TH GEAR SET - STRAIGHT CUT	LIBERTY
510	710102	5TH GEAR SET - STRAIGHT CUT	LIBERTY
511	710103	FULL GEAR SET - STRAIGHT CUT	3RD, 4TH, 5TH; LIBERTY
512	710104	SHIFT HUB WIRE	SCCA
513	710004A	3RD GEAR, INPUT SHAFT	MUST USE 710017A
514	710007	4TH GEAR INPUT SHAFT	
515	710010	5TH GEAR HUB SET	MAZDA
516	710017A	3RD GEAR PINION	MUST USE 710004A
517	710018	4TH GEAR PINION	
518	710026	AXLE/DIFF SIDE SEAL L OR R	
519	710035	DRAIN PLUG GASKET	
520	710069	RING GEAR 3.8 RATIO	MAZDA
521	710074	DOUBLE CONE SYNCHRO	MAZDA
522	710075	1ST GEAR DBL SYNCHRO	MAZDA
523	710076	2ND GEAR DBL SYNCHRO	MAZDA
524	710077	HUB SET 1ST & 2ND DBL SYNCHRO	MAZDA
525	780116	FOOT REST PEDAL	
526	780296	CLUTCH PEDAL	
527	780416	5/16 FEMALE RH ROD END	CLUTCH M/C - ALTERNATOR
528			
529		BRAKES	
530	1180008	WILWOOD CALIPER W BRACKET KIT	COMPLETE WITH BANJO AND O-RINGS
531	1196184	SLOTTED PISTON	
532	1196185	BRASS BUSHING KIT .490	For 800315 / .485 Pin
533	1196185A	BRASS BUSHING KIT .496	For 800314 / .491 Pin
534	1196185B	BRASS BUSHING KIT .503	FOR .500 PIN - NOT ENT
535	800027	BANJO BOLT	UNIVERSAL
536	800028	BANJO -3 STRIAGHT 10MM	WILWOOD
537	800029	BANJO -3 20 DEGREE 10MM	WILWOOD
538	800030	BANJO -3 45 DEGREE 10MM	WILWOOD STANDARD
539	800031	BANJO -3 90 DEGREE 10MM	WILWOOD


	A	B	C
1	SCCA ENTERPRISES		
2	SPEC RACER FORD PARTS LIST		
3			
4			
5			
6			***ENTERPRISES HAS A NO RETURN POLICY***
7	Part #	DESCRIPTION	EXTENDED DESCRIPTION
8			
9			
540	800035	CALIPER SEAL KIT	
541	800036	BLEEDER VALVE CALIPER	
542	800037	CALIPER BUSHING I/D .488	FOR .485 PIN
543	800037A	CALIPER BUSHING I/D .494	FOR .491 PIN
544	800037B	CALIPER BUSHING I/D .503	FOR .500 PIN
545	800038	WILWOOD CALIPER W BRACKET	UNIVERSAL Replaces Renault Caliper & Brkt.
546	800039	CALIPER PISTON SQ. O-RING	WILWOOD
547	800040	CALIPER PISTON	WILWOOD
548	800041	CALIPER PIN O-RING	WILWOOD
549	800042	CALIPER BLEEDER SCREW	WILWOOD
550	800043	CALIPER BRACKET ONLY	WILWOOD
551	800044	CALIPER BODY ONLY	WILWOOD
552	800065	VENTED BRAKE ROTOR	WILWOOD
553	800314	LOCATING PIN CALIPER .491	
554	800315	LOCATING PIN CALIPER .485	
555	800316	CALIPER PIN	WILWOOD
556	800365	BRAKE CALIPER DUCT	
557	801993	BRAKE PADS	
558	832503	BRAKE LIGHT SWITCH	
559	832503A	HYDRAULIC B/L SWITCH	
560	832504	ALUMINUM BRAKE SWITCH NUT	
561	880036	STEEL BRAKE SWITCH NUT	
562	880129	BRAKE PEDAL	
563	880356	BALANCE BAR ASSEMBLY	
564	880356A	BALANCE BAR ONLY	
565	880357	3/4 MASTER CYLINDER	WILWOOD
566	880357A	WILWOOD 3/4 REPAIR KIT	
567	880358	3/4 MASTER CYLINDER	GIRLING
568	880359	REBUILD KIT FOR GIRLING 3/4	
569	880911	M/CYL CAP WILWOOD VENTED	
570	880912	M/CYL CAP WILWOOD - SEALED	
571	880912A	CAP SEAL-WILWOOD	
572	880914	BRAKE BIAS ADJUSTER - BLUE	PETAL
573	WM803007	BRAKE BIAS ADJUSTER	FORMULA ASSY
574			
575		ELECTRICAL	
576	902127	NEW BOSCH ALT 50AMP	
577	902127A	NEW BOSCH ALT PIGTAIL	
578	902127B	NEW ALT. POST CAP	
579	902127C	PLASTIC COVER	
580	902127R	RECTIFIER	
581	980005	5 AMP FUSE	
582	980010	10 AMP FUSE	
583	980015	15 AMP FUSE	
584	980020	20 AMP FUSE	
585	980030	30 AMP FUSE	
586	980347	BATTERY HOLD-DOWN BRACKET	
587	980475	IGNITION SWITCH GUARD	
588	980476	IGNITION SWITCH	
589	980480	ALTERNATOR CHARGE LIGHT	
590	980481	STARTER SWITCH	
591	980482	MASTER SWITCH KEY	
592	980516	MASTER KILL SWITCH	


	A	B	C
1	SCCA ENTERPRISES		
2	SPEC RACER FORD PARTS LIST		
3			
4			
5			
6			***ENTERPRISES HAS A NO RETURN POLICY***
7	Part #	DESCRIPTION	EXTENDED DESCRIPTION
8			
9			
593	980701	BATTERY BOOT POSITIVE	
594	980702	BATTERY BOOT NEGITIVE	
595	980703	ALTERNATOR BOOT	
596	980704	MASTER KILL SWITCH BOOT	
597	980899	1/4 FEMALE SPADE FOR	HYD BRAKE LIGHT SWITCH
598	980900	BRAKE LIGHT HARNESS	
599	991500	FUEL PUMP WIRE BULKHEAD	
600	991500A	O-RING FOR 991500	
601	991501	FUEL PUMP CONNECTOR AT PUMP	
602	991502	CONNECTOR EXTERIOR FOR F/P	
603	991502A	MALE TERMINAL PIN	
604	991502B	FEMALE TERMINAL SOCKET	
605	991503	CONNECTOR BODY F/P	FEMALE HALF OF CONNECTOR
606	992015	THROTTLE POSITION SENSOR	
607			
608		FASTENERS	
609	1180006	BOLT KIT	
610	1000100	1/4 - 20 X .5 BOLT HEX	
611	1000101	BOLT BUTTON HEAD 1/4X20X.625	
612	1000102	SOCKET CAP SCREW 1/4-20 X .5	
613	1000103	NYLOCK 1/4 X 20	
614	1000105	90 DEGREE BRKT	
615	1000106	1/4 - 20 X 1/2 FLANGED HEAD	
616	1000107	1/4-20 X 3/4 SS CARRIAGE	BOLT
617	1000255	WASHER M8 FLAT	BULK HEAD TO LINES (UNDER JAM NUT)
618	1000257	WASHER M12 FLAT	
619	1000300	BOLT HEX 1/4-20 X 1.0	GRADE 8
620	1000302	BOLT HEX 1/4-28 X .5	GRADE 8
621	1000304	BOLT HEX 1/4-28 X .62	GRADE 8
622	1000306	BOLT HEX 1/4-28 X .75	GRADE 8
623	1000308	BOLT HEX 1/4-28 X .75	STAINLESS
624	1000310	BOLT BUTTON HEAD 1/4-28 X.87	
625	1000312	BOLT HEX 1/4-28 X 1	GRADE 8
626	1000314	BOLT HEX 1/4-28 X 1.5	GRADE 8
627	1000316	BOLT HEX 1/4-28 X 1.75	GRADE 8
628	1000318	BOLT HEX 1/4-28 X 2.25	GRADE 8
629	1000320	BOLT HEX 5/16-18 X 1.0	GRADE 8
630	1000322	BOLT HEX 5-16/18 X 1.0	SAFETY WIRE DRILLED
631	1000324	BOLT HEX 5/16-24 X .75	GRADE 8
632	1000326	BOLT HEX 5/16-24 X 1.0	GRADE 8
633	1000328	BOLT HEX 5/16-24 X 1.5	GRADE 8
634	1000330	BOLT HEX 5/16-24 X 1.75	GRADE 8
635	1000332	BOLT HEX 5/16-24 X 2.0	GRADE 8
636	1000334	BOLT HEX 5/16-24 X 2.25	GRADE 8
637	1000336	BOLT HEX 5/16-24 X 2.5	GRADE 8
638	1000338	BOLT HEX 3/8-16 X .75	GRADE 8
639	1000340	BOLT HEX 3/8-16 X 1.5	GRADE 8
640	1000341	BOLT 3/8 X16 X 1 3/4 GRADE 8	
641	1000342	BOLT HEX 3/8-24 X 1.25	GRADE 8
642	1000344	BOLT HEX 3/8-24 X 1.5	GRADE 8
643	1000346	BOLT HEX 3/8-24 X 2.0	GRADE 8
644	1000348	BOLT HEX 3/8-24 X 2.25	GRADE 8
645	1000350	BOLT HEX 7/16-20 X 1.75	GRADE 8


	A	B	C
1	SCCA ENTERPRISES		
2	SPEC RACER FORD PARTS LIST		
3			
4			
5			
6			***ENTERPRISES HAS A NO RETURN POLICY***
7	Part #	DESCRIPTION	EXTENDED DESCRIPTION
8			
9			
646	1000352	BOLT HEX 7/16-20 X 2.0	GRADE 8
647	1000354	BOLT HEX 7/16-20 X 3.5	GRADE 8
648	1000356	BOLT HEX 7/16-20 X 4.0	GRADE 8
649	1000358	BOLT HEX 7/16-20 X 6	GRADE 8
650	1000360	BOLT HEX 1/2-20 X 1.25	GRADE 8
651	1000362	BOLT HEX 1/2-20 X 5.0	GRADE 8
652	1000364	1/4 - 20 HEX NUT	
653	1000366	NUT HEX 5/16-18, SAE	
654	1000368	NUT HEX 3/8-24, SAE	
655	1000372	NUT JAM 1/2-20, SAE	
656	1000374	NUT JAM 1/4-28, SAE	
657	1000378	NUT JAM 5/16-24 LH, SAE	
658	1000380	3/8-24, JAM NUT	
659	1000382	NUT JAM 7/16-20, SAE	
660	1000384	NUT JAM 7/16-20 LH, SAE	
661	1000386	NUT JAM 9/16-18 LH, SAE	
662	1000392	NYLOCK 1/4-28	
663	1000394	NYLOCK 5/16-18	
664	1000396	NYLOCK 5/16-24	
665	1000398	NYLOCK 3/8-24	
666	1000400	NYLOCK 7/16-20	
667	1000402	NYLOCK 1/2-13	
668	1000404	NYLOCK 1/2-20	
669	1000406	NUT STOVER 1/4-28, SAE	
670	1000408	WASHER FLAT 10/32, SAE	USE 1016244
671	1000410	WASHER FLAT 1/4, SAE	
672	1000412	WASHER FLAT 5/16,SAE	
673	1000414	WASHER FLAT 3/8 ,SAE	
674	1000416	WASHER FLAT 7/16, SAE	
675	1000418	WASHER FLAT 1/2, SAE	
676	1000420	FENDER WASHER 1/4 , SAE	
677	1001100	SNAP RING FOR BRASS	CALIPER BUSHING
678	1001105	NYLOCK M12 X 1.75	
679	1001106	NYLOCK M20 X 1.5	
680	1001106A	METAL LOCKNUT M20 X 1.5	
681	1001120	BOLT M6 X 1.0 X 15	
682	1001160	BOLT M8 X 1.25 X 20	
683	1001161	8 MM LOCK WASHER	
684	1001718	P CLIP 5/8	
685	1001835	POP RIVET 1/8 X3/16 ALUMINUM	
686	1001911	BOLT ALLEN M12 X 1.25 X 35	
687	1002000	POP RIVET 3/16 ALUMINUM	
688	1002068	POP RIVET 1/8 X 3/8 STEEL	
689	1003748	NYLOCK M6 X 1.0	
690	1004557	P CLIP 1/4	
691	1004774	BRAKE HOSE RETAINING CLIP	
692	1004797	BOLT M10 X 1.5-75	
693	1006658	HOSE CLAMP #20 1.5	
694	1006660	HOSE CLAMP #16 1	
695	1006774	BOLT 1/2-13 X 1.5 GR8	
696	1007014	NUT 1/4-20 STEEL LK	
697	1008635	PIN COTTER 1/8 X 1 1/4	
698	1010103	16 X 1.5 JAM NUT-ALT PULLY	


	A	B	C
1	SCCA ENTERPRISES		
2	SPEC RACER FORD PARTS LIST		
3			
4			
5			
6			***ENTERPRISES HAS A NO RETURN POLICY***
7	Part #	DESCRIPTION	EXTENDED DESCRIPTION
8			
9			
699	1010507	AXLE RETAINING WASHER	
700	1011666	SCREW #10 X 1/2 HEX	
701	1013447	NUT 5/16-18 STEEL LK	
702	1016244	WASHER #10 FLAT	
703	1019106	BOLT 1/2-13 X 2.25	
704	1020151	SCREW 1/4 X 3/4 HEX	
705	1020214	WASHER 5/16 LOCK	
706	1020370	NUT HEX - USE 1000368	
707	1020376	NUT HEX 5/16-18 NYLOCK	
708	1020377	NUT JAM 3/8-16	
709	1020380	1/4 LOCK WASHER	
710	1020382	WASHER 3/8 LOCK	
711	1020390	1/4 SS FLAT WASHER	
712	1020391	1/4 NYLON FLAT WASHER	
713	1020392	1/4 FLAT WASHER	
714	1020393	WASHER 5/16 FLAT	
715	1020394	WASHER 3/8 FLAT	
716	1020395	3/8 FENDER WASHER	
717	1020396	WASHER 1/2 FLAT	
718	1022277	NUT STOVER 3/8-16	
719	1024920	NUT JAM 5/16-24	
720	1027161	BOLT M10 X 1.5 X 130	
721	1030000	3/16 SILICONE CAP	
722	1030001	1/4 SILICONE CAP	
723	1030002	5/16 SILICONE CAP	
724	1030003	3/8 SILICONE CAP	
725	1032074	NUT JAM M14 X 1.5	
726	1034039	NUT NYLOCK M10 X 1.5	
727	1053068	WASHER LOCK M6	
728	1053409	WASHER FLAT M10	
729	1053495	WASHER FLAT M6	
730	1060541	BOLT BUTTON HEAD1/4-20 X 1	
731	1062003	WASHER M16 COPPER	
732	1062004	WASHER 12MM COPPER	
733	1063540	BOLT M12 X 1.75-55	
734	1063541	BOLT M12-1.75x50	
735	1075127	18MM COPPER SEALING RING	
736	1075128	02 SENSOR BLANKING PLUG	
737	1075129	PLUG RADIATOR M16	
738	1075130	RADIATOR PLUG 12MM	
739	1078677	BOLT M10 X 1.5-30 10.9	
740	1078678	BOLT M10 X 1.5-50	
741	1079799	BOLT 1/4-20 X 1.25	
742	1080009	TERRY SPRING W HOOK	
743	1080010	NUT PLATE 1/4-28	
744	1080020	BOLT 1/4-20 X .75	
745	1080079	BOLT 5/16-18 X 1	
746	1080128	BOLT-3/8-16 X 1.75	
747	1080129	BOLT SHOULDER M10 X 35	
748	1080130	M10 PINCH BOLT	
749	1080570	BOLT-5/8-18 X 3.75 GRD 8	DRILLED
750	1080571	NUT SLOTTED 5/8-18	
751	1080572	NUT JAM 5/16-24 LH	


	A	B	C
1	SCCA ENTERPRISES		
2	SPEC RACER FORD PARTS LIST		
3			
4			
5			
6			***ENTERPRISES HAS A NO RETURN POLICY***
7	Part #	DESCRIPTION	EXTENDED DESCRIPTION
8			
9			
752	1080577	NUT NYLOCK 1/4-28	USE 1000392
753	1080578	NUT NYLOCK 5/16-24	USE 1000396
754	1080581	SCREW M5 X .8-16 FHSOC	
755	1080599	BOLT SHOULDER 5/16-18 X 1.25	
756	1080601	NUT JAM 5/8-18	
757	1080602	NUT NYLOCK 1/2-13	
758	1080603	BOLT 5/16-18 X 2.25	
759	1080604	ROLL PIN 3/16 X 1	
760	1080606	10/32 NYLOCK NUT	
761	1080608	BOLT SHOULDER 3/8 X 1.5	
762	1080613	FIRE LINE UNION FOR HALON	-4X -4AN
763	1080614	FIRE LINE TEE FOR HALON	
764	1080624	NUT HEX 3/8-16	
765	1080656	BODY LATCH HOOK	
766	1080657	SCREW #6-5/8 PAN HEAD	
767	1080684	BOLT 1/2-13 X 9 GR8	CUT TO LENGTH
768	1080685	WASHER COPPER 3/8	
769	1080686	10MM ALUMINUM CRUSH WASHER	
770	1080688	SCUFF PLATES	
771	1080689	BODY RETAINING CLIP	
772	1080698	GROMMET POLYETHYLENE	FLEXIBLE
773	1080699	GROMMET 3/8ID X 5/8OD	
774	1080700	NUT NYLOCK M5 X .8	
775	1080711	WELLNUT 5/16-18	
776	1080726	SCREW HEX #12-1	
777	1080734	NUT HEX #10/32	
778	1080735	DZUS FASTENER	
779	1080750	P-CLIP 2"	
780	1080752	P CLIP 1 1/2 #24	
781	1080753	P CLIP 3/4	
782	1080754	HOSE CLAMP 6 1/2"	
783	1080756	GROMMET .31 X .18	
784	1080757	DZUS FASTENERS-SPRING	
785	1080758	WASHER FLAT 7/16	
786	1080798	SCREW HEX 5/16-18 X 3/4	
787	1080800	MINI HOSE CLAMP	
788	1080801	CLAMP FOR CORRUGATED LINE	
789	1080887	BODY LOCKING LATCH W CATCH	
790	1080936	POP RIVET 3/16-5/8 LG/HD	
791	1080937	WASHER ALUMINUM3/16	
792	1080938	ZIP TIE 8" LIGHT	
793	1080939	ZIP TIE 32"	
794	1090007	SET SCREW 1/4-28 X .250	
795	1090008	SET SCREW 5/16-18 X .5	
796	1090010	BOLT M6 X 1.0 X 40	
797	1090011	BOLT M6 X 1.0 X 20	
798	1090012	BOLT M6 X 1.0 X 30	
799	1090013	BOLT M6 X 1.0 X 60	
800	1090019	BOLT M8 X 1.25 X 120 10.9	
801	1090020	BOLT M8 X 1.25 X 25	
802	1090021	ZIP TIE 14"	
803	1090022	BOLT M8 X 1.25 X 40	
804	1090023	BOLT M10 X 1.5 X 25 10.9	


	A	B	C
1	SCCA ENTERPRISES		
2	SPEC RACER FORD PARTS LIST		
3			
4			
5			
6			***ENTERPRISES HAS A NO RETURN POLICY***
7	Part #	DESCRIPTION	EXTENDED DESCRIPTION
8			
9			
805	1090024	BOLT M10 X 1.5 X 16	
806	1090025	BOLT M10 X 1.5 X 20	
807	1090026	BOLT M10 X 1.5 X 30	
808	1090029	BOLT M10 X 1.5 X 50 10.9	
809	1090030	BOLT M12 X 1.25 X 20	
810	1090031	BOLT M12 X 1.75 X 90	
811	1090032	BOLT M12 X 1.75 X 30	
812	1090033	ZIP TIE 8" MEDIUM	
813	1090050	NUT STOVER M6 X 1.0	
814	1090051	NUT NYLOCK M8 X 1.25	
815	1090051A	M8 X 1.25 LOCK NUT	
816	1090056	BOLT M12 X 1.25 X 30	
817	1090057	O-RING SMALL FUEL FITTING	
818	1090058	SPRING - SMALL FUEL FITTING	
819	1090059	SPRING - LARGE FUEL FITTING	
820	1090060	O-RING LARGE FUEL FITTING	
821	1090090	HOSE CLAMP #10 3/4	
822	1090094	HOSE CLAMP #28 2	
823	1090095	HOSE CLAMP #40 2.5	
824	1090096	HOSE CLAMP 3"	
825	1090098	P CLIP 1	
826	1090099	POP RIVET 3/16 X 3/8 STEEL	
827	1090186	LOCKING PIN	
828	1090187	NUT 3/8 CASTELATED	
829	1090188	NUT CASTLE 1/2-20	
830	1090529	LUG NUT - OPEN ENDED	
831	1090530	LUG NUT FOR ALUMINUM	SMOOTH 13/16 SOCKET
832	1090531	NEW LUG NUT CAST WHEEL	BULGE,3/4 SOCKET
833	1091021	BOLT M8 X 1.25 X 60	
834	1096660	NUT JAM 1/2-20 LH	
835			
836		GEN3 PRICE LIST	
837		ENGINE	
838	G1180003 KIT	G3 CONVERSION KIT	
839	G1101001	CLUTCH BOLT KIT	
840	G1131025	BREATHER PLATE ASSY	
841	G1131035	CAM PLUG ASSY	
842	G1139301	HEAD ENGINE MOUNT RH	
843	G1180002	GEN3 LONGBLOCK EXCHG	(New Block Rebuild)
844	G1180002A	GEN3 SPARE ENGINE	
845	G1180004	GEN3 OVER REV	
846	G1180019	GEN3 TOP END REBUILD	INCLUDES OVER REV
847	G1190504	GEN3 WIDE BAND CONTROLLER	CONTROLLER ONLY-NOT KIT
848	G1190523	GEN3 STANDARD MUFFLER KIT	
849	G1190524	GEN3 LAGUNA QUIET MUFFLER KIT	
850	G1191841	DIP STICK & TUBE	
851	G301000	THERMOSTAT SEAL	
852	G301002	WATER BYPASS GASKET/SEAL	
853	G301022	GEN3 OIL FILTER	
854	G301034	VALVE COVER PLUG	
855	G301035	CAM PLUG	
856	G301036C	PRODUCTION INTAKE MANIFOLD	

	A	B	C
1	SCCA ENTERPRISES		
2	SPEC RACER FORD PARTS LIST		
3			
4			
5			
6			***ENTERPRISES HAS A NO RETURN POLICY***
7	Part #	DESCRIPTION	EXTENDED DESCRIPTION
8			
9			
857	G301041	GEN3 SPARK PLUGS #6510	
858	G301042	EXHAUST GASKET	
859	G301043	INTAKE GASKET SET OF 4	
860	G301044	THROTTLE BODY PLATE	
861	G301045	THROTTLE BODY O-RING	
862	G301052	G3 PLUG WIRES MOTORSCRAFT	
863	G301057	G3 REAR MAIN SEAL	
864	G390001	G3 FLYWHEEL	
865	G390520A	HEADER ADAPTER ONLY	
866	G390522A	TAILPIPE / STINGER	FOR STANDARD MUFFLER
867	G390523	GEN3 MUFFLER-CLOSED-NO PACK	
868	G391001	ENGINE MOUNT PLATE LF	
869	G391002	ENGINE MOUNT PLATE RF	
870	G391003	FRONT LOWER ENG MTG PLATE	
871	G391505	OIL BREATHER TANK W/FILTER	
872	G391506	FILTER- OIL BREATHER BOTTLE	
873	G391600	G3 HEADER ONLY	
874	G391605	G3 TAILPIPE	
875	G391606	G3 EXHAUST SPRING	
876	G391839	GEN 3 OIL CAP	
877	G392403	FILTER SANDWICH ADAPTER	
878	G392699	TAPPED DOWEL	
879	G392700	TEE DOWEL	
880	G392705	ENG TO G/BOX ADAPTER PLATE	
881	G392707	1.6 BLOCK OFF PLATE SET	
882	G396022	FORD TIMING COVER	
883	G396023	TIMING COVER DEBRIS GUARD	
884	G396379	FLYWHEEL BOLT	CALL
885	G800010	13MM FLEX SOCKET	
886	392498	THREDDED NIPPLE (NOT MACHINED)	
887			
888		CLUTCH & TRANSMISSION	
889	G392547	BENT SHIFT SHAFT	G3
890	G393474A	FIGHMOUTH ADP FOR BENT SHAFT	1"
891	G1139261A	HYDRAULIC T/O BEARING ASSY	
892	G1170002	G3 SLAVE CYL REPAIR KIT	
893	G1172002A	PRESSURE PLATE ASSY "WHITE"	
894	G691805	CLUTCH BLEEDER SCREW	
895	G701004	G3 CLUTCH PISTON	
896	G720003B	CLUTCH DISC - ORGANIC W SOLID DISC	TILTON
897	G720004	G3 RELEASE BEARING	
898	G720005	G3 CLUTCH DISC - SPRUNG HUB	KEVLAR DISC
899	G720006	TILTON FLOATER PLATE	PRESSURE PLATE
900	G730001	CLUTCH LINE MTG PLATE	
901	710100	3RD GEAR SET - STRAIGHT CUT	LIBERTY
902	710101	4TH GEAR SET - STRAIGHT CUT	LIBERTY
903	710102	5TH GEAR SET - STRAIGHT CUT	LIBERTY
904	710103	FULL GEAR SET - STRAIGHT CUT	3RD, 4TH, 5TH; LIBERTY
905	710104	SHIFT HUB WIRE	SCCA
906	710105	STEEL SYNCHRO	SCCA
907	710010	5TH GEAR HUB SET	MAZDA
908			

	A	B	C
1	SCCA ENTERPRISES		
2	SPEC RACER FORD PARTS LIST		
3			
4			
5			
6			***ENTERPRISES HAS A NO RETURN POLICY***
7	Part #	DESCRIPTION	EXTENDED DESCRIPTION
8			
9			
909		COOLING	
910	G1141002	WATER INLET - BLOCK	
911	G1141012A	WATER OUTLET - 2 PORT- HEAD	
912	G300997A	170 DEGREE THERMOSTAT	AFTERMARKET TYPE
913	G301000	THERMOSTAT SEAL	
914	G301002	WATER BYPASS GASKET/SEAL	
915	G462800	GEN3 HEADER TANK W/NECK	W/TUBE AND UPDATED FITTINGS
916	G462801	TUBE FOR G3 COOLANT TANK	WITH -8 FITTING
917	G480503	G3 OIL COOLER	
918	G480504	OIL COOLER FAN	
919	G480505	OIL COOLER FAN MOUNT	
920	G480506	OIL COOLER FAN SPACER	
921	G480507	OIL COOLER BRKT	
922			
923		ELECTRICAL	
924	G1190501	G3 CHASSIS HARNESS	
925	G1190502	G3 BATTERY CABLE HARNESS	
926	G1190503A	WIDEBAND KIT W/CONNECTOR	
927	G1192013	DATA SYSTEM CONNECTOR	
928	G1192127	G3 ALTERNATOR KIT W PIGTAIL	
929	G992701C	GEN3 HITACHI STARTER	"small starter"
930	G992703	SOLENOID-GEN3 HITACHI	
931	G12029	COIL - GEN 3	
932	G301023	T-MAP SENSOR	
933	G392002	ECU MOUNTING PLATE	
934	G392003	ECU BRKT 5"	
935	G392004	ECU BRKT 2.5"	
936	G901001	MOMENTARY BUTTON FOR FUEL	
937	G902130	G3 ALTERNATOR PULLEY	
938	G90500A	EFI HARNESS - PRS	PRS
939	G90500B	CHASSIS HALF OF EFI HARNESS	PRS
940	G90500C	ENGINE HALF OF EFI HARNESS	PRS
941	G90501	G3 DASH HARNESS	
942	G90502	G3 FAN HARNESS	
943	G980476	DASH SWITCH	RAIN MAP/PIT SPEED
944	G980480	GREEN DASH LIGHT	
945	G980480B	BLUE DASH LIGHT	
946	G980495	OEM GM PSI SENSOR FUEL/OIL	
947	G980901A	CRANK SENSOR MOUNT	
948	G990201	COIL MOUNT	
949	G990504	02 SENSOR GEN3	
950	G991400	ALTERNATOR MOUNT	
951	G991401	ALT ADJUSTER BRACKET	
952	G991402	ALT BRACKET LIFT HOOK	
953	G991412	ALT BELT FOR DRILLED PULLEY	
954	G991601	FORD SPEED SENSOR CONNECTOR	
955	G991602	T-MAP SENSOR CONNECTOR	
956	G991603	G3 WATER TEMP CONNECTOR	
957	G991815	G3 WATER TEMP SENSOR	
958	G991816	OIL TEMP SENSOR FOR ECU	
959	G991817	OIL TEMP CONNECTOR	
960	G991818	GROUNDING LUG #6 X 5/16	
961	G991819	CRANK SENSOR	

	A	B	C
1	SCCA ENTERPRISES		
2	SPEC RACER FORD PARTS LIST		
3			
4			
5			
6			***ENTERPRISES HAS A NO RETURN POLICY***
7	Part #	DESCRIPTION	EXTENDED DESCRIPTION
8			
9			
962	G991910	RELAY BLOCK	USE WM991910
963	G991917	BARO SENSOR CONNECTOR BODY	
964	G991918	BARO CONNECTOR SEAL	
965	G991919	BARO CONNECTOR TERMINAL	
966	G992012	PE3 SERIES ECU	
967	G992013	SERIAL CONVERTER	
968	G992014	DOWNLOAD CABLE 7'	
969	G992015	SERIAL DATA CONVERTER	CONNECTOR BODY
970	G992016	SERIAL DATA CONVERTER	CONNECTOR PIN
971	902127	ALTERNATOR	REQUIRED FOR 1.6 IF NOT PREVIOUSLY INSTALLED
972	902127A	ALTERNATOR PIGTAIL	REQUIRED FOR 1.6 IF NOT PREVIOUSLY INSTALLED
973	902127B	ALTERNATOR POST CAP	
974	WM901006	RELAY	
975			
976		CHASSIS	
977	G180000	G3 CHASSIS PLATE	
978	G180101	G3 DASH - NO GAUGE HOLES	
979	G180511	G3 FIRE BOTTLE BRACKET RH	
980	G183001	WELD ON GROUND WIRE BUNG	
981	G183002A	CATCH BOTTLE BRACKET #2	
982			
983		FUEL	
984	G591900	G3 SINGLE INJECTOR	
985	G591900SET	FUEL INJECTOR SET	
986	G591901	INJECTOR CLIP	
987	G591903	O-RING, LOWER, G3 INJECTOR	
988	G591904	FUEL REG ADAPTER	
989	G591905	FUEL REG ADAPTER MOUNT	
990	G591912	FUEL FILTER BRACKET	
991	G591916	FUEL FILLER TUBE 2.25 X 36	
992	G592230	AIRADE AIRBOX & TUBE	
993	G592231	AIRADE AIRBOX COVER	
994	G592232	AIRAD AIRBOX TUBE	
995	WM301020	CONE AIR FILTER	
996	G592301	G3 THROTTLE CABLE	
997	G1159230	THROTTLE CABLE BRKT	
998	G11591899	MODIFIED FUEL RAIL	
999	WM591932	FUEL TEST & PRESS PORT	SHRADER VALVE
1000	580627	FUEL CELL ROUND GASKET	
1001	992006	FOAM	FUEL FILTER BRKT
1002	1150002	IN TANK FUEL PUMP KIT	
1003			
1004		LINES	
1005	G602012	-3 90DEG TO -3 SS HOSE	FORGED
1006	G691801	OUTLET HOSE LEFT SIDE	
1007	G691802	INLET HOSE RIGHT SIDE	
1008	G691803	G3 SLAVE CYL INLET LINE	
1009	G691804	G3 SLAVE CYL BLEED LINE	
1010	G691925	-8 X 120 DEG PUSH ON	
1011	G691926	-4 HOSE PER INCH	
1012	G691927	-4 FEM TO 1/4 HOSE PUSH ON	
1013	G691928	-4 MALE AN TO 1/8 PIPE ALUM	
1014	G691929	-6 MALE AN PLUG	

	A	B	C
1	SCCA ENTERPRISES		
2	SPEC RACER FORD PARTS LIST		
3			
4			
5			
6			***ENTERPRISES HAS A NO RETURN POLICY***
7	Part #	DESCRIPTION	EXTENDED DESCRIPTION
8			
9			
1015	G691930	-4 AN WELD ON ALUMINUM	
1016	G691931	-6 AN MALE WELD ON ALUMINUM	
1017	G691932	-8 AN MALE WELD ON ALUMINUM	
1018	G691933	-12 AN CAP	
1019	G691934	-12 MALE ALUM WELD ON	
1020	G691935	-6 MALE WELD ON STEEL	
1021	G691936	OIL PRESSURE ADAPTER	
1022	G691937	-6 MALE TO 9/16-18 O-RING	
1023	G691937A	O-RING	FITS G691967
1024	G691938	-6 180 DEGREE PUSH ON	
1025	G691939	-4 90 DEG STEEL PUSH ON	
1026	G691940	-4-4-6 TEE	
1027	G691941	-6 120 DEGREE PUSH ON	
1028	G691942	-4 CAP	
1029	G691943	-4-6-6 TEE	
1030	G691944	-6 X 1/4 MALE PIPE ALUMINUM	
1031	G691945	-12 30 DEGREE PUSH ON	
1032	G691946	-12 60 DEGREE PUSH ON	
1033	G691947	-8 PLASTIC CAP	
1034	G691947A	-8 ALUMINUM CAP	
1035	G691948	-4 PLASTIC CAP	
1036	G691949	-6 X 1/8 PIPE	
1037	680800	-8 STRAIGHT FITTING	BOTTOM LEFT COOLANT TANK
1038	691903	-6 90 DEG FITTING	FUEL/WATER LINES
1039	691921	-6 45 DEGREE FITTING	FUEL/WATER LINES
1040	691928	-6 STRAIGHT FEMALE P/O ALUM	WATER LINES
1041	692406	-8 PIPE REMOTE	SANDWICH PLATE FITTINGS
1042	692410	-8 90 DEGREE FITTING PUSH ON	WATER RETURN HOSE (1) / OIL COOLER LINES (2)
1043	698001A	-6 FUEL HOSE PER INCH	COOLANT LINES/ FUEL LINES
1044	698002A	-8 OIL HOSE PER INCH	OIL/COOLANT LINES
1045	WM1010376	-3 STRAIGHT BULKHEAD	CLUTCH LINE - CHASSIS CLUTCH LINE TO PLATE
1046	WM602010	-3 STRAIGHT TO SS HOSE	CLUTCH LINE - IN T/O BEARING BODY
1047	WM602013	-3 SS HOSE PER INCH	CLUTCH LINE - CUT TO LENGTH
1048	WM703002	BULKHEAD BLEADER W/ SCR	CLUTCH LINE
1049	WM802008	-3 TO -3 UNION	SLAVE SYL BODY
1050			
1051		FASTENERS	
1052	G1000256	8M FLAT WASHER LARGE OD	
1053	G1010001	STUDED RUBBER MOUNT	
1054	G1010002	6 X 1.0 X 12 RED HD FLG BOLT	
1055	G1010003	6 X 1.0 X 20 RED HD FLG BOLT	
1056	G1010004	6 X 1.0 X 25 RED HD FLG BOLT	
1057	G1010005	8 X1.25 X 16 RED HD FLG BOLT	
1058	G1010006	8 X1.25 X 20 RED HD FLG BOLT	
1059	G1010007	8 X1.25 X 30 RED HD FLG BOLT	
1060	G1010008	10 X1.5 X25 RED HD FLG BOLT	
1061	G1010009	10 X1.5 X40 RED HD FLG BOLT	
1062	G1010010	10 X1.5 X45 RED HD FLG BOLT	
1063	G1010011	10 X1.5 X35 SCT FLAT HEAD	
1064	G1010012	10 X1.5 X40 SCT FLAT HEAD	
1065	G1010013	10 X1.5 X50 SCT FLAT HEAD	
1066	G1010014	10 X1.5 X50 SCT HD CAP SCREW	
1067	G1010015	10 X1.5 X20 BUTTON HD SCREW	

	A	B	C
1	SCCA ENTERPRISES		
2	SPEC RACER FORD PARTS LIST		
3			
4			
5			
6			***ENTERPRISES HAS A NO RETURN POLICY***
7	Part #	DESCRIPTION	EXTENDED DESCRIPTION
8			
9			
1068	G1010016	10 X1.5 X55 FULL THD SCREW	
1069	G1010017	10 X 1.5 RED HEAD NUT	
1070	G1010018	8 X 1.25 RED HEAD NUT	
1071	G1010019A	8 X 1.25 X 50 STUD	
1072	G1010020	5 X.8 X 40 SOCKET HEAD	
1073	G1010021	EXHAUSTSTUD	
1074	G1010022	8 X1.25 X 20 LRG WSH HD BOLT	
1075	G1010023	10 X 1.5 X 9.4 TIMESERT	
1076	G1010024	O RING BUNA 1/16 X5/8 X3/4	FITS 2 PIECE CAM PLUG
1077	G1010024A	O RING BUNA 1/16X9/16X11/16	FITS 1 PIECE CAM PLUG
1078	G1010025	10/32 X 1 BUTTON HEAD	
1079	G1010026	10/24 X 1/4 BUTTON HEAD	
1080	G1010027	8/32 X 3/8 BUTTON STAINLESS	
1081	G1010028	6M X 16 FLAT HEAD	
1082	G1010029	10/24 x 1/2 SOCKET FLAT HEAD	
1083	G1010030	VELCRO LOOP PER INCH	
1084	G1010031	VELCRO HOOK PER INCH	
1085	G1010032	10M X 1.5 X 40 SOCKET CAP	
1086	G1010038	TYWRAP BLOCK	
1087	G1010040	5/32 VACUUM HOSE PER INCH	
1088	G1010041	3/8 HEATSHRINK PER INCH	
1089	G1010042	10 X1.5 X25 SCT FLAT HEAD	
1090	G1010043	1/4 HEAT SHRINK PER FOOT	
1091	G1010044	O-RING 3/32 X 1-5/16 x 1-1/2	WATER OUTLET
1092	G1010045	#10 RUBBER WASHER	
1093	G1010046	10/32 X 3/4 PAN HEAD	
1094	G1010047	1/4 X 20 NUTSERT	
1095	G1010048	10/32 NUTSERT	
1096	G1010049	10/32 X .5 SS BUTTON HEAD	
1097	G1010050	1/4 x 20 x 1.5 GRADE 5 BOLT	
1098	G1010051	10 X 1.5 X 40 SCS SEALING	
1099	G1010052	6 X 1 X 35 SOCKET CAP SCREW	
1100	G1010053	6 X 1 X 20 SOCKET CAP SCREW	
1101	G1010054	6 X 1 X 40 SOCKET CAP SCREW	
1102	G1010055	10 X1.5 X 50 RED HD FLG BOLT	
1103	G1010056	G3 WATER TEMP CLIP	
1104	G1010061	1.75" T BOLT CLAMP	
1105	1020393	WASHER 5/16 FLAT	
1106	1030003	3-8 SILICONE CAP	ORANGE RUBBER NIPPLE
1107	1053495	WASHER FLAT M6	USED ON STABILIZER (1) TMAP SENSOR (1) DIPSTICK
1108	1090012	BOLT M6 X 1.0 X 30	USED ON TB STABILIZER LONG BOLT
1109	1000100	1/4 - 20 X .5 BOLT HEX	CATCH BOTTLE BRKT TO BOTTLE
1110	1000106	1/4 - 20 X 1/2 FLANGED HEAD	OIL COOLER (4) FUEL PRES BRKT TO FRAME (1)
1111	1000255	WASHER M8 FLAT	BULK HEAD TO LINES (UNDER JAM NUT)
1112	1000364	1/4 - 20 HEX NUT	FOR ECU PLATE BOLTS
1113	1000380	3/8 - 24 JAM NUT	CLUTCH LINE
1114	1001105	NYLOCK M12 X 1.75	SHIFTER BOLT
1115	1001835	POP RIVET 1/8 X 3/16 ALUM	TYWRAP BLOCKS
1116	1002000	POP RIVET 3/16 ALUM	COOLANT OVERFLOW BOTTLE BRKT
1117	1002068	POP RIVET 1/8 X 3/8 STEEL	ECU BRKTS
1118	1016244	10/32 FLAT WASHER	FUEL FILTER BRKT (2) FAN (4) OIL COOLER (4)
1119	1020380	1/4 LOCK WASHER	CATCH BOTTLE BRKT
1120	1020392	1/4 FLAT WASHER	CATCH BOTTLE BRKT (2) ECU RUBBER MTS (6) FUEL

	A	B	C
1	SCCA ENTERPRISES		
2	SPEC RACER FORD PARTS LIST		
3			
4			
5			
6			
6			
7	Part #	DESCRIPTION	EXTENDED DESCRIPTION
8			
9			
1121	1080606	10/32 NYLOCK NUT	FAN / COOLER
1122	1090021	TYWRAP	FUEL FILTER BRKT (1) ECU TO PLATE (5)
1123	1090031	BOLT M12 X 1.75 X 90	SHIFTER JOINT TO TRANS
1124	1090099	POP RIVET 3/16 X 3/8 STEEL	CATCH BOTTLE BRKT
1125	WM1010103	10M X 1.5 JET NUT	FRONT ENG MTG BRKT JETNUTS
1126	WM1010104	JET NUT	INTAKE PART
1127	WM1010117	3/8 AN WASHER 063	ALTERNATOR MOUNT (2) JET NUT (2)
1128	WM1010135	-12 CAP	BREATHER PLATE CAP
1129	WM1010150	1/2 SEALING CAP	FUEL RAIL CAP (2) THERM HOUSING (1) WATER OUTL
1130	WM1010165	8/32 NYLOCK	NAME PLATE NUTS
1131	WM1010168	8/32 X 1/2 SCS	USED ON TB STABILIZER ALLEN BOLT
1132	WM1010174	5M X 20 SOCKET HEAD	COIL BRKT TO COIL BOLTS
1133	WM1010185	10M X 35 SOCKET HEAD	ENG PLATE TO GEAR BOX
1134	WM1010206	10M HIGH COLLAR LOCK WASHER	USED WITH WM1010185
1135	WM1010353	6M X 1 X 12 FLAT	TAPPED DOWEL BOLT
1136	WM1010323A	-12 OIL HOSE PER INCH	OIL LINE BREATHER
1137	WM1010328	8M X 1.25 X 25 SOCKET CAP	OIL PAN SEAL BOLTS
1138	WM1010374	10/24 X 3/8 BUTTON HEAD	FUEL PRES REG PLATE TO BRKT